sofamel

CONNECTIONCATALOGUE2019

sofamel
safety & connection

www.sofamel.com

MANUFACTURER OF SAFETY AND CONNECTION MATERIAL

sofamel

OFFICE AND WAREHOUSE
C/ Thomas Alva Edison, 16-17
Pol. Industrial Plans d'Arau
08787 La Pobla de Claramunt (Barcelona) Spain

FACTORY
C/ Thomas Alva Edison, 12-13
Pol. Industrial Plans d'Arau
08787 La Pobla de Claramunt (Barcelona) Spain

CUSTOMER SERVICE
Tel. +34 93 808 79 80
export@sofamel.es

www.sofamel.com





sofamel

Sofamel S.L. is a Spanish company dedicated to the production of electrical material of connection as well as safety and electrical protection material.

Sofamel's main objective has been to reach a high degree of specialization with the aim of providing a global solution for our clients. The same backed up by strict quality standards and by important investments in machinery and design for the manufacturing of all those products that our factory produces. This has allowed us to offer one of the most extensive ranges of articles that exists on the market.

AENOR ER Gestión I+D+i UNE 166002 IDI-0007/2012
AENOR ER Empresa Registrada UNE-EN ISO 9001 ER-0636/2/97
CERTIFIED IQNet QUALITY SYSTEM

Our commitment with excellent quality work allows our company to own the quality management system certificate under standard UNE-EN ISO 9001:2015 and R+D+i certificate under standard UNE 166002:2006, both duly granted by the Spanish Association for Standardization and Certification (AENOR).

sofamel

CLOSER TO YOUR COMPANY

index

CONNECTION 08-73

Copper connectors 08
Aluminium connectors 24
Bimetallic connectors 31
Compression and mechanical clamps 39
Split-bolt connectors 43
Earthing rods and accessories 44
Setscrew connectors 47
Studded clamps 49
Terminal strips 51
Cord end terminals 53
Insulated terminals 57
Fixings 61
Heat shrink 65
Piercing connectors and Aerial Network 68
Connection display 72

TOOLS 74-113

Cable cutters 76
Crimping tools for non insulated terminals 79
Crimping tools for cord end terminals 85
Crimping tools for insulated terminals 88
Crimping tools for multipurpose 89
Wire and cable strippers 90
Cable ties tensor 90
Hydraulic tools 91
Electrohydraulic tools 97
Hydraulic heads 103
Hydraulic drives 107
Adapters 109
Dies selector chart 110

Copper connectors
Aluminium connectors
Bimetallic connectors
Compression and mechanical clamps
Split-bolt connectors
Earthing rods and accessories
Setscrew connectors
Studded clamps
Terminal strips
Cord end terminals
Insulated terminals
Fixings
Heat shrink
Piercing connectors and Aerial Network
Connection display

Connection

The right connection

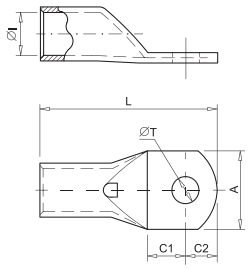

Mod. T

Copper cable lug

T cable lug manufactured from electrolytic copper with a tinplated finish to improve electrical contact.
Incorporates inspection hole to check the correct cable positioning.
According to IEC 61238-1-3 standard.

Code	Ref.	Section (mm²)		Dimensions (mm)						Kg x 100	Bag	Box
				ØI	L	ØT	A	C1	C2			
010100	**T-1,5/4**	1,5	4	1,8	18,0	4,3	8,7	5,0	4,0	0,074	100	3000
010110	**T-1,5/5**		5		18,5	5,3	8,7	5,0	4,5	0,071	100	3000
010120	**T-1,5/6**		6		20,0	6,4	11,0	6,0	5,0	0,081	100	2000
010130	**T-2,5/4**	2,5	4	2,7	18,0	4,3	8,7	5,0	4,0	0,111	100	2000
010140	**T-2,5/5**		5		19,0	5,3	8,7	5,5	4,5	0,112	100	2000
010150	**T-2,5/6**		6		20,0	6,4	9,0	6,0	5,0	0,110	100	1800
010160	**T-2,5/8**		8		24,0	8,3	12,0	8,0	7,0	0,128	100	1800
010170	**T-4/4**	4	4	3,3	21,0	4,3	8,7	5,0	4,5	0,168	100	1600
010180	**T-4/5**		5		21,0	5,3	8,7	5,0	4,5	0,163	100	1600
010190	**T-4/6**		6		23,0	6,4	11,0	6,0	5,5	0,171	100	1600
010200	**T-4/8**		8		26,5	8,3	14,0	8,0	7,0	0,179	100	1200
010210	**T-6/4**	6	4	3,8	23,0	4,3	10,3	6,0	5,0	0,204	100	1600
010220	**T-6/5**		5		23,0	5,3	10,3	6,0	5,0	0,202	100	1500
010230	**T-6/6**		6		24,0	6,4	10,3	6,0	5,5	0,200	100	1500
010240	**T-6/8**		8		27,0	8,3	14,0	8,0	7,0	0,208	100	1300
010260	**T-10/5**	10	5	4,7	25,5	5,3	11,9	6,0	5,5	0,364	100	1000
010270	**T-10/6**		6		27,0	6,4	11,9	7,0	6,0	0,361	100	1000
010280	**T-10/8**		8		30,0	8,3	15,0	8,0	8,0	0,388	100	800
010290	**T-10/10**		10		34,0	10,5	18,0	10,5	9,5	0,414	100	600
010310	**T-16/5**	16	5	5,6	26,5	5,3	11,9	6,0	5,0	0,465	100	700
010320	**T-16/6**		6		28,5	6,4	11,9	7,0	6,0	0,489	100	700
010330	**T-16/8**		8		31,0	8,3	15,0	8,0	7,5	0,500	100	600
010340	**T-16/10**		10		34,5	10,5	18,0	10,0	9,0	0,524	100	500
010350	**T-16/12**		12		38,5	13,0	20,0	12,0	11,0	0,552	100	500
010360	**T-25/6**	25	6	7,1	31,0	6,4	13,5	7,0	6,0	0,700	50	450
010370	**T-25/8**		8		34,0	8,3	15,0	8,5	7,5	0,742	50	450
010380	**T-25/10**		10		39,0	10,5	18,0	11,0	10,0	0,811	50	400
010390	**T-25/12**		12		41,0	13,0	21,0	12,0	11,0	0,793	50	300
010410	**T-35/6**	35	6	8,7	34,0	6,4	15,7	7,0	6,0	1,081	50	300
010420	**T-35/8**		8		38,0	8,3	15,7	9,0	8,0	1,165	50	300
010430	**T-35/10**		10		42,0	10,5	19,0	11,0	10,0	1,221	50	200
010440	**T-35/12**		12		44,0	13,0	21,0	12,0	11,0	1,231	50	200
010450	**T-35/14**		14		48,0	14,5	21,0	14,0	13,0	1,315	50	200
010500	**T-50/6**	50	6	9,8	41,0	6,4	17,9	8,0	7,0	1,570	20	200
010510	**T-50/8**		8		43,0	8,3	17,9	9,0	8,0	1,591	20	180
010520	**T-50/10**		10		47,0	10,5	20,0	11,0	10,0	1,706	20	160
010530	**T-50/12**		12		51,0	13,0	21,0	13,0	12,0	1,746	20	160
010540	**T-50/14**		14		53,0	14,5	25,0	14,0	13,0	1,793	20	140
010550	**T-50/16**		16		55,0	16,5	26,0	15,0	14,0	1,771	20	140

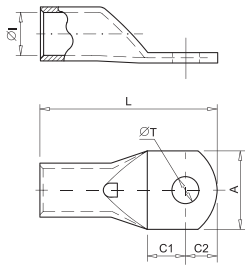

Mod. T

Copper cable lug

T cable lug manufactured from electrolytic copper with a tinplated finish to improve electrical contact.
Incorporates inspection hole to check the correct cable positioning.
According to IEC 61238-1-3 standard.

Code	Ref.	Section (mm²)		Dimensions (mm)						Kg x 100	Bag	Box
				ØI	L	ØT	A	C1	C2			
010570	**T-70/8**	70	8	11,5	47,0	8,3	21,5	9,0	8,0	2,385	20	120
010580	**T-70/10**		10		51,0	10,5	21,5	11,0	10,0	2,510	20	120
010590	**T-70/12**		12		53,0	13,0	21,5	12,0	11,0	2,504	20	120
010600	**T-70/14**		14		58,0	14,5	25,0	15,0	13,0	2,698	20	100
010610	**T-70/16**		16		59,0	16,5	26,0	15,0	14,0	2,617	20	100
010630	**T-95/8**	95	8	13,5	52,0	8,3	24,7	10,0	9,0	3,354	20	80
010640	**T-95/10**		10		55,0	10,5	24,7	11,0	11,0	3,387	20	80
010650	**T-95/12**		12		57,0	13,0	24,7	12,0	12,0	3,468	20	80
010660	**T-95/14**		14		61,0	14,5	24,7	15,0	13,0	3,622	20	80
010670	**T-95/16**		16		64,0	16,5	27,0	16,0	15,0	3,690	20	80
010690	**T-120/8**	120	8	15,6	56,0	8,3	28,9	10,0	9,0	5,357	10	60
010700	**T-120/10**		10		58,0	10,5	28,9	11,0	10,0	5,452	10	60
010710	**T-120/12**		12		63,0	13,0	28,9	14,0	12,0	5,800	10	60
010720	**T-120/14**		14		67,0	14,5	28,9	16,0	14,0	6,068	10	60
010730	**T-120/16**		16		71,0	16,5	28,9	17,0	16,0	6,296	10	60
010750	**T-150/10**	150	10	16,5	69,0	10,5	30,4	13,0	11,0	7,125	10	50
010760	**T-150/12**		12		75,0	13,0	30,4	16,0	14,0	7,749	10	50
010770	**T-150/14**		14		79,0	14,5	30,4	18,0	16,0	7,891	10	50
010780	**T-150/16**		16		79,0	16,5	30,4	18,0	16,0	7,694	10	40
010800	**T-185/10**	185	10	18,8	74,0	10,5	34,0	13,0	11,0	9,842	10	40
010810	**T-185/12**		12		80,0	13,0	34,0	16,0	14,0	10,447	10	40
010820	**T-185/14**		14		84,0	14,5	34,0	18,0	16,0	10,991	10	40
010830	**T-185/16**		16		85,0	16,5	34,0	18,0	17,0	10,831	10	40
010850	**T-240/10**	240	10	21,2	82,0	10,5	38,4	14,0	12,0	12,466	5	25
010860	**T-240/12**		12		86,0	13,0	38,4	16,0	14,0	12,916	5	25
010870	**T-240/14**		14		90,0	14,5	38,4	18,0	16,0	13,352	5	25
010880	**T-240/16**		16		91,0	16,5	38,4	18,0	17,0	13,198	5	25
010900	**T-300/12**	300	12	23,4	93,0	13,0	41,7	16,0	14,0	15,780	5	15
010910	**T-300/14**		14		94,0	14,5	41,7	16,0	15,0	17,249	5	15
010920	**T-300/16**		16		100,0	16,5	41,7	19,0	18,0	18,161	5	15
010940	**T-400/12**	400	12	26,8	110,0	13,0	47,8	21,0	19,0	24,560	5	10
010950	**T-400/16**		16		110,0	16,5	47,8	21,0	19,0	24,246	5	10
010960	**T-400/20**		20		116,0	21,0	47,8	24,0	22,0	25,010	5	10
010980	**T-500/16**	500	16	29,8	115,0	16,5	54,8	22,0	19,0	42,990	1	9
010985	**T-500/20**		20		120,0	21,0	54,8	24,0	22,0	46,702	1	9
010988	**T-630/16**	630	16	34,5	128,0	16,5	64,4	22,0	19,0	66,260	1	5
010990	**T-630/20**		20		134,0	21,0	64,4	24,0	23,0	68,680	1	5

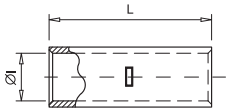

Mod. M

Copper butt-connector

M copper butt-connector manufactured from electrolytic copper with a tinplated finish to improve electrical contact. Incorporates a central stop which facilitates the correct cable positioning.
According to IEC 61238-1-3 standard.

Code	Ref.	Section (mm²)	Dimensions (mm)		Kg x 100	Bag	Box
			ØI	L			
015100	**M-1,5**	1,5	1,8	15,0	0,072	100	5000
015110	**M-2,5**	2,5	2,7	15,0	0,109	100	3500
015120	**M-4**	4	3,3	22,0	0,204	100	1600
015130	**M-6**	6	3,8	22,0	0,227	100	1300
015140	**M-10**	10	4,7	25,0	0,397	100	800
015150	**M-16**	16	5,6	27,0	0,516	100	600
015160	**M-25**	25	7,1	29,0	0,730	50	400
015170	**M-35**	35	8,7	33,0	1,127	50	250
015190	**M-50**	50	9,8	35,0	1,434	20	200
015200	**M-70**	70	11,5	39,0	2,149	20	120
015210	**M-95**	95	13,5	43,0	2,906	20	80
015220	**M-120**	120	15,6	47,0	4,730	10	60
015230	**M-150**	150	16,5	58,0	6,375	10	50
015240	**M-185**	185	18,9	64,0	8,929	10	40
015250	**M-240**	240	21,2	75,0	11,834	5	30
015260	**M-300**	300	23,4	90,0	16,082	5	15
015270	**M-400**	400	26,8	90,0	20,998	5	10
015280	**M-500**	500	29,8	98,0	40,235	1	5
015290	**M-630**	630	34,5	105,0	64,730	1	1

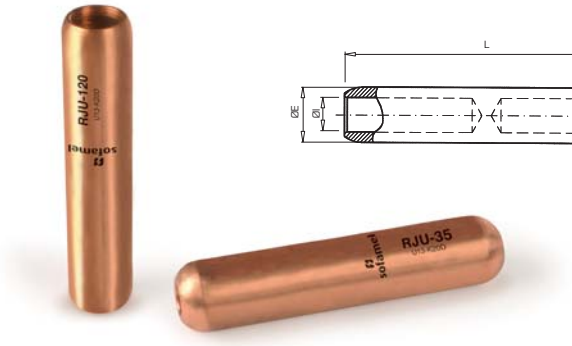

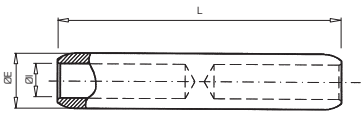

Mod. RJU

Medium voltage copper joint

The medium voltage copper joint RJU manufactured from electrolytic copper bar. Incorporates a central stop which facilitates the correct cable positioning.

Code	Ref.	Section (mm²)	Dimensions (mm)			Kg x 100	Bag	Box
			ØE	ØI	L			
017160	**RJU0-25**	25	20	7,5	95	23,28	1	25
017170	**RJU0-35**	35	20	8,5	95	22,32	1	25
017180	**RJU1-50**	50	20	9,5	95	21,23	1	25
017190	**RJU1-70**	70	20	11	95	19,37	1	25
017200	**RJU1-95**	95	20	13	95	16,48	1	25
017210	**RJU2-120**	120	20	14,2	95	14,51	1	25
017220	**RJU2-150**	150	25	16	102	27,51	1	15
017230	**RJU4-185**	185	25	18	102	22,92	1	15
017240	**RJU4-240**	240	32	20	105	48,53	1	10

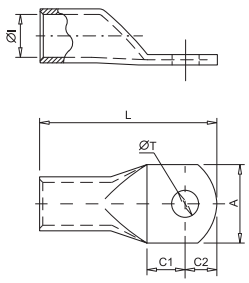

Mod. TL

Copper cable lug long barrel

TL cable lug manufactured from electrolytic copper with a tinplated finish to improve electrical contact.
The larger length of the barrel guarantees a better electrical connection in unfavorable conditions.
According to IEC 61238-1-3 standard.

Code	Ref.	Section (mm²)		Dimensions (mm)						Kg x 100	Bag	Box
				ØI	L	ØT	A	C1	C2			
006270	**TL-10/6**	10	6	4,7	35	6,4	11,9	7,0	6,0	0,492	100	600
006280	**TL-10/8**		8		38	8,3	15,0	8,0	8,0	0,513	100	600
006320	**TL-16/6**	16	6	5,6	39	6,4	11,9	7,0	6,0	0,685	100	400
006330	**TL-16/8**		8		41,5	8,3	15,0	8,0	7,5	0,691	100	400
006370	**TL-25/8**	25	8	7,1	50	8,3	15,0	8,5	7,5	1,128	50	250
006380	**TL-25/10**		10		55	10,5	18,0	11,0	10,0	1,193	50	200
006420	**TL-35/8**	35	8	8,7	53	8,3	15,7	9,0	8,0	1,685	50	150
006430	**TL-35/10**		10		57	10,5	19,0	11,0	10,0	1,765	50	150
006520	**TL-50/10**	50	10	9,8	63	10,5	20,0	11,0	10,0	2,372	20	120
006530	**TL-50/12**		12		67	13,0	21,0	13,0	12,0	2,402	20	100
006580	**TL-70/10**	70	10	11,5	69	10,5	21,5	11,0	10,0	3,600	10	40
006590	**TL-70/12**		12		71	13,0	21,5	12,0	11,0	3,561	10	40
006650	**TL-95/12**	95	12	13,5	79	13,0	24,7	12,0	12,0	5,260	10	40
006660	**TL-95/14**		14		83	14,5	24,7	15,0	13,0	5,137	10	40
006670	**TL-95/16**		16		86	16,5	27,0	16,0	15,0	5,191	10	40
006710	**TL-120/12**	120	12	15,6	87	13,0	28,9	14,0	12,0	8,231	10	30
006720	**TL-120/14**		14		91	14,5	28,9	16,0	14,0	8,630	10	30
006730	**TL-120/16**		16		95	16,5	28,9	17,0	16,0	8,834	10	30
006760	**TL-150/12**	150	12	16,5	99	13,0	30,4	16,0	14,0	10,243	10	30
006770	**TL-150/14**		14		103	14,5	30,4	18,0	16,0	10,290	10	30
006780	**TL-150/16**		16		103	16,5	30,4	18,0	16,0	10,423	10	30
006810	**TL-185/12**	185	12	18,8	108	13,0	34,0	16,0	14,0	14,417	10	20
006820	**TL-185/14**		14		112	14,5	34,0	18,0	16,0	14,891	10	20
006830	**TL-185/16**		16		113	16,5	34,0	18,0	17,0	14,746	10	20
006860	**TL-240/12**	240	12	21,2	114	13,0	38,4	16,0	14,0	17,324	5	15
006870	**TL-240/14**		14		118	14,5	38,4	18,0	16,0	17,978	5	15
006880	**TL-240/16**		16		119	16,5	38,4	18,0	17,0	17,914	5	15
006920	**TL-300/16**	300	16	23,4	132	16,5	41,7	19,0	18,0	22,698	6	12
006950	**TL-400/16**	400	16	26,8	140	16,5	47,8	21,0	19,0	32,130	4	8
006980	**TL-500/16**	500	16	29,8	143	16,5	54,8	22,0	19,0	53,430	1	7
006985	**TL-630/16**	630	16	34,5	155	16,5	64,4	22,0	19,0	85,713	1	3

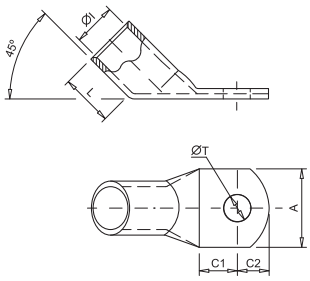

Mod. T45°

Copper cable lug 45°

T45° cable lug manufactured from electrolytic copper with a tinplated finish to electrical contact. Its particular orientation makes it suitable for installations where connection needs a specific placement.
According to IEC 61238-1-3 standard.

Code	Ref.	Section (mm²)		Dimensions (mm)						Kg x 100	Bag	Box
				ØI	L	ØT	A	C1	C2			
007270	**T45-10/6**	10	6	4,7	10	6,4	11,9	7,0	6,0	0,391	100	800
007280	**T45-10/8**		8			8,3	15,0	8,0	8,0	0,400	100	800
007320	**T45-16/6**	16	6	5,6	11	6,4	11,9	7,0	6,0	0,518	100	600
007330	**T45-16/8**		8			8,3	15,0	8,0	7,5	0,527	100	600
007370	**T45-25/8**	25	8	7,1	13	8,3	15,0	8,5	7,5	0,731	50	350
007380	**T45-25/10**		10			10,5	18,0	11,0	10,0	0,803	50	350
007420	**T45-35/8**	35	8	8,7	16	8,3	15,7	9,0	8,0	1,157	50	250
007430	**T45-35/10**		10			10,5	19,0	11,0	10,0	1,219	50	200
007520	**T45-50/10**	50	10	9,8	19	10,5	20,0	11,0	10,0	1,822	20	120
007530	**T45-50/12**		12			13,0	21,0	13,0	12,0	1,768	20	120
007580	**T45-70/10**	70	10	11,5	21	10,5	21,5	11,0	10,0	2,470	20	100
007590	**T45-70/12**		12			13,0		12,0	11,0	2,514	20	100
007660	**T45-95/14**	95	14	13,5	24	14,5	24,7	15,0	13,0	3,606	20	60
007670	**T45-95/16**		16			16,5	27,0	16,0	15,0	3,619	20	60
007720	**T45-120/14**	120	14	15,6	28	14,5	28,9	16,0	14,0	5,948	10	50
007730	**T45-120/16**		16			16,5		17,0	16,0	6,260	10	40
007770	**T45-150/14**	150	14	16,5	32	14,5	30,4	18,0	16,0	7,814	10	40
007780	**T45-150/16**		16			16,5			16,0	7,618	10	30
007830	**T45-185/16**	185	16	18,8	34	16,5	34,0	18,0	17,0	10,540	10	20
007880	**T45-240/16**	240	16	21,2	38	16,5	38,4	18,0	17,0	13,126	5	20

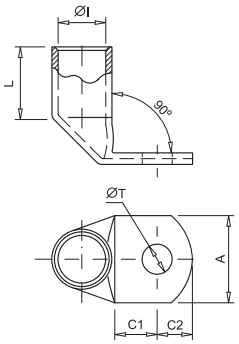

Mod. T90°

Copper cable lug 90°

T90° cable lug manufactured from electrolytic copper with a tinplated finish to improve electrical contact.
Its particular orientation makes it suitable for installations where connection needs a specific placement.
According to IEC 61238-1-3 standard.

Code	Ref.	Section (mm²)		Dimensions (mm)						Kg x 100	Bag	Box
				ØI	L	ØT	A	C1	C2			
008270	**T90-10/6**	10	6	4,7	10	6,4	11,9	7,0	6,0	0,374	100	800
008280	**T90-10/8**		8			8,3	15,0	8,0	8,0	0,396	100	700
008320	**T90-16/6**	16	6	5,6	11	6,4	11,9	7,0	6,0	0,500	100	600
008330	**T90-16/8**		8			8,3	15,0	8,0	7,5	0,509	100	600
008370	**T90-25/8**	25	8	7,1	13	8,3	15,0	8,5	7,5	0,768	50	300
008380	**T90-25/10**		10			10,5	18,0	11,0	10,0	0,813	50	300
008420	**T90-35/8**	35	8	8,7	16	8,3	15,7	9,0	8,0	1,295	50	250
008430	**T90-35/10**		10			10,5	19,0	11,0	10,0	1,157	50	200
008520	**T90-50/10**	50	10	9,8	19	10,5	20,0	11,0	10,0	1,788	20	160
008530	**T90-50/12**		12			13,0	21,0	13,0	12,0	1,983	20	160
008580	**T90-70/10**	70	10	11,5	21	10,5	21,5	11,0	10,0	2,586	20	100
008590	**T90-70/12**		12			13,0		12,0	11,0	2,614	20	100
008660	**T90-95/14**	95	14	13,5	24	14,5	24,7	15,0	13,0	3,737	20	60
008670	**T90-95/16**		16			16,5	27,0	16,0	15,0	3,730	20	60
008720	**T90-120/14**	120	14	15,6	28	14,5	28,9	16,0	14,0	6,350	10	30
008730	**T90-120/16**		16			16,5		17,0	16,0	6,508	10	30
008770	**T90-150/14**	150	14	16,5	32	14,5	30,4	18,0	16,0	8,000	10	30
008780	**T90-150/16**		16			16,5		18,0	16,0	7,860	10	30
008830	**T90-185/16**	185	16	18,8	34	16,5	34,0	18,0	17,0	10,850	10	20
008880	**T90-240/16**	240	16	21,2	38	16,5	38,4	18,0	17,0	13,630	15	5

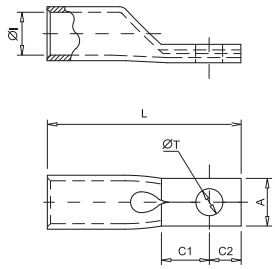

Mod. TPE

Copper cable lug narrow palm

TPE cable lug manufactured from electrolytic copper with a tinplated finish to improve electrical contact. The narrow palm design makes it suitable for reduced spaces. According to IEC 61238-1-3 standard.

Code	Ref.	Section (mm²)		Dimensions (mm) ØI	L	ØT	A	C1	C2	Kg x 100	Bag	Box
032124	**TPE-50/6**	50	6	9,8	50,0	6,4	15,0	10,0	8,0	1,873	20	160
032125	**TPE-50/8**		8			8,5				1,826	20	160
032126	**TPE-50/10**		10			10,5				1,724	20	160
032130	**TPE-70/6**	70	6	11,5	55,0	6,4	15,0	12,0	8,0	2,881	20	100
032131	**TPE-70/8**		8			8,5				2,800	20	100
032132	**TPE-70/10**		10			10,5				2,730	20	100
032140	**TPE-95/8**	95	8	13,5	60,0	8,5	15,0	11,0	10,0	3,739	20	80
032145	**TPE-95/10**		10			10,5				3,763	20	80
032149	**TPE-120/8**	120	8	15,6	65,0	8,5	21,0	10,0	11,0	6,186	10	60
032150	**TPE-120/10**		10			10,5				6,105	10	60
032155	**TPE-150/8**	150	8	16,5	72,0	8,5	21,0	13,0	12,0	8,112	10	40
032160	**TPE-150/10**		10			10,5				7,284	10	40
032161	**TPE-150/12**		12			12,5				7,178	10	40
032170	**TPE-185/10**	185	10	18,9	75,0	10,5	26,0	13,0	12,0	9,710	10	30
032171	**TPE-185/12**		12			12,5				9,570	10	30
032180	**TPE-240/10**	240	10	21,2	85,0	10,5	26,0	13,0	12,0	12,772	5	25
032181	**TPE-240/12**		12			12,5				12,584	5	25

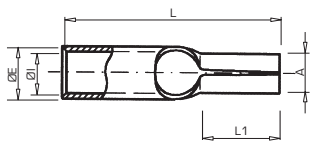

Mod. CP

Pin terminal

CP pin terminal manufactured from electrolytic copper with a tinplated finish to improve electrical contact.
Its design makes it suitable for those applications of the conductor to the clamp.

Code	Ref.	Section (mm²)	Dimensions (mm) ØE	ØI	L	A	L1	Kg x 100	Bag	Box
025130	**CP-10**	10	6,8	4,7	25,0	5,0	12,0	0,423	100	1000
025140	**CP-16**	16	7,8	5,6	31,0	6,0	15,0	0,573	100	800
025150	**CP-25**	25	9,4	7,1	34,0	7,0	18,0	0,829	100	500
025160	**CP-35**	35	11,3	8,7	42,0	9,0	18,0	1,420	100	300
025170	**CP-50**	50	12,6	9,8	46,0	10,0	21,0	1,849	50	200

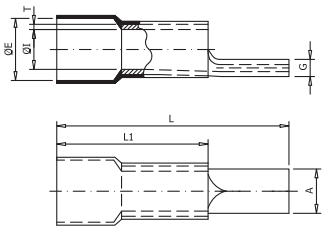

Mod. CPP

Connection tip isolated

CPP connectors are made from electrolytic copper pipe with a tinplated finish for improved electrical contact. The design facilitates connection of the cable lugs in the terminals. The polyamide 6.6 insulation is designed to ease cable insertion.

Code	Ref.	Section (mm²)	Dimensions (mm)							x 100	Bag	Box
			ØE	ØI	L	L1	G	A	T			
025180	**CPP-10**	10	9,0	4,5	29,5	15,5	2,4	4,3	1,1	0,290	100	600
025190	**CPP-16**	16	10,5	5,9	35,0	19,0	2,6	5,5	1,2	0,470	100	300
025200	**CPP-25**	25	11,5	7,0	44,5	24,5	2,6	6,8	1,2	0,750	100	200
025210	**CPP-35**	35	14,0	8,7	54,0	29,5	3,2	8,0	1,5	1,320	50	150
025220	**CPP-50**	50	15,8	9,8	61,0	35,0	3,8	9,5	1,8	2,040	50	100
025230	**CPP-70**	70	18,0	11,6	75,0	44,0	4,2	11,0	2,0	3,310	25	50
025240	**CPP-95**	95	21,6	21,6	75,0	44,0	5,2	12,5	2,5	4,740	20	40

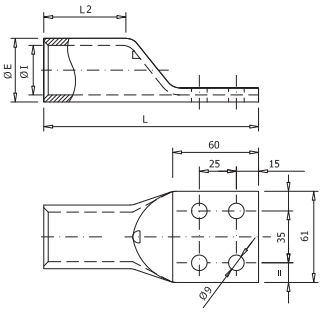

Mod. T4H

Copper cable lug with 4 holes palm

Copper cable lug with 4 holes palm manufactured from electrolytic copper with a tinplated finish to improve electrical contact.

Code	Ref.	Section (mm²)	Dimensions (mm)				Kg x 100	Bag	Box
			ØE	ØI	L	L2			
001100	**T-185/4H**	185	23,7	18,8	124,0	46,0	14,924	10	30
001110	**T-240/4H**	240	26,2	21,2	128,0	48,0	17,328	5	15
001120	**T-300/4H**	300	28,6	23,4	133,0	50,0	21,280	5	15
001130	**T-400/4H**	400	32,8	26,8	134,0	50,0	28,570	2	10
001140	**T-500/4H**	500	38,4	29,8	139,0	54,0	51,860	2	8
001150	**T-630/4H**	630	44,7	34,5	145,0	60,0	76,075	2	4
001160	**T-800/4H**	800	52,0	40,0	160,0	70,0	115,175	1	3

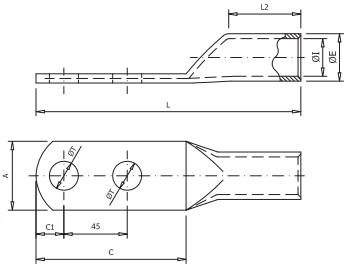

Mod. TDT

Copper cable lug with 2 holes palm

Copper cable lug with 2 holes palm mannufactured from electrolytic copper with a tinplated finish to improve electrical contact.

Code	Ref.	Section (mm²)	Dimensions (mm)								Kg x 100	Bag	Box
			ØE	ØI	L	ØT	A	L2	C1	C			
002530	**TDT-50/12**	50	14,0	11,0	130,0	13,0	20,5	40,0	14,5	75,0	5,757	30	60
002590	**TDT-70/12**	70	15,0	12,0	130,0	13,0	21,4	40,0	17,0	80,0	6,365	30	60
002650	**TDT-95/12**	95	18,0	14,0	132,0	13,0	26,0	42,0	17,0	80,0	10,676	10	30
002710	**TDT-120/12**	120	20,0	16,0	135,0	13,0	29,0	42,0	17,0	80,0	11,952	10	30
002760	**TDT-150/12**	150	22,0	17,0	150,0	13,0	31,5	50,0	17,0	80,0	18,350	5	25
002810	**TDT-185/12**	185	23,0	18,2	150,0	13,0	33,0	50,0	17,0	80,0	18,678	5	20
002860	**TDT-240/16**	240	28,0	22,0	150,0	17,0	40,0	50,0	17,0	80,0	27,072	5	15
002900	**TDT-300/16**	300	32,0	25,0	180,0	17,0	46,0	68,0	21,5	89,0	44,516	6	12
002940	**TDT-400/16**	400	37,0	30,0	180,0	17,0	54,0	60,0	22,0	90,0	55,198	2	8
002980	**TDT-500/16**	500	40,0	31,0	180,0	17,0	57,5	60,0	23,5	93,0	72,520	2	8

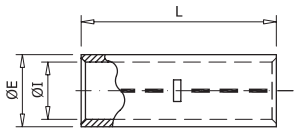

Mod. MCD

DIN 46267 copper butt-connector

MCD butt-connector manufactured from electrolytic copper with a tinplated finish to improve electrical contact. According to DIN 46267.

Code	Ref.	Section (mm²)	Dimensions (mm)			Kg x 100	Bag	Box
			ØE	ØI	L			
004130	**MCD-6**	6	5,5	3,8	30	0,317	100	1000
004140	**MCD-10**	10	6,0	4,5	30	0,320	100	700
004150	**MCD-16**	16	8,5	5,5	50	1,387	100	200
004160	**MCD-25**	25	10,0	7,0	50	1,683	50	150
004170	**MCD-35**	35	12,5	8,2	50	2,988	20	120
004190	**MCD-50**	50	14,5	10,0	56	4,073	20	80
004200	**MCD-70**	70	16,5	11,5	56	5,169	20	60
004210	**MCD-95**	95	19,0	13,5	70	8,157	10	40
004220	**MCD-120**	120	21,0	15,5	70	8,231	10	40
004230	**MCD-150**	150	23,5	17,0	80	13,810	10	30
004240	**MCD-185**	185	25,5	19,0	85	16,332	5	25
004250	**MCD-240**	240	29,0	21,5	90	22,368	5	15
004260	**MCD-300**	300	32,0	24,5	100	27,634	5	10
004270	**MCD-400**	400	38,5	27,5	150	73,500	2	6
004280	**MCD-500**	500	42,0	31,0	160	86,740	1	2
004290	**MCD-625**	625	44,0	34,5	160	79,900	1	2
004300	**MCD-800**	800	52,0	40,0	200	151,616	1	8
004310	**MCD-1000**	1000	58,0	44,0	200	197,510	1	8

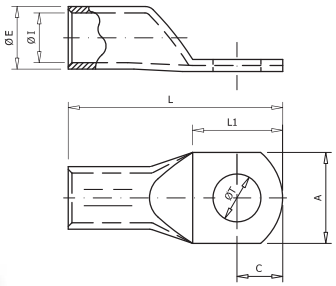

Mod. TCD

DIN 46235 copper cable lug

TCD cable lug manufactured from electrolytic copper with a tinplated finish to improve electrical contact.
According to DIN 46235.

Code	Ref.	Section (mm²)		Dimensions (mm)							Kg x 100	Bag	Box
				ØE	ØI	L	ØT	A	L1	C			
005220	TCD-6/5	6	5	5,5	3,8	33,0	5,3	8,5	15,0	8,0	0,319	100	1000
005230	TCD-6/6		6			34,5	6,4	8,5	18,5	9,5	0,317	100	1000
005240	TCD-6/8		8			37,0	8,4	8,5	23,0	12,0	0,322	100	800
005260	TCD-10/5	10	5	6,0	4,5	36,0	5,3	9,0	15,0	8,0	0,353	100	700
005270	TCD-10/6		6			37,5	6,4	9,0	19,5	9,5	0,350	100	700
005280	TCD-10/8		8			40,0	8,4	9,0	21,0	12,0	0,354	100	600
005320	TCD-16/6	16	6	8,5	5,5	46,5	6,4	13,0	18,5	9,5	1,194	50	250
005330	TCD-16/8		8			49,0	8,4	13,0	23,0	12,0	1,206	50	250
005340	TCD-16/10		10			51,0	10,5	17,0	27,0	14,0	1,210	50	250
005350	TCD-16/12		12			53,0	13,0	17,0	29,0	15,0	1,889	50	200
005360	TCD-25/6	25	6	10,0	7,0	48,5	6,4	14,0	18,5	9,5	1,520	50	200
005370	TCD-25/8		8			51,0	8,4	16,0	23,0	12,0	1,551	50	200
005380	TCD-25/10		10			53,0	10,5	17,0	27,0	14,0	1,543	50	200
005390	TCD-25/12		12			54,0	13,0	19,0	29,0	15,0	1,490	50	200
005410	TCD-35/6	35	6	12,5	8,2	55,0	6,4	17,5	23,0	12,0	3,070	20	140
005420	TCD-35/8		8			55,0	8,4	17,5	23,0	12,0	3,010	20	120
005430	TCD-35/10		10			57,0	10,5	19,0	27,0	14,0	2,997	20	120
005440	TCD-35/12		12			58,0	13,0	21,0	29,0	15,0	2,959	20	120
005450	TCD-35/14		14			58,0	15,0	21,0	29,0	15,0	2,806	20	120
005510	TCD-50/8	50	8	14,5	10,0	65,0	8,4	20,0	23,0	12,0	4,498	20	100
005520	TCD-50/10		10			67,0	10,5	22,0	27,0	14,0	4,497	20	100
005530	TCD-50/12		12			68,0	13,0	24,0	29,0	15,0	4,403	20	100
005540	TCD-50/14		14			71,0	15,0	28,0	35,0	18,0	4,455	20	100
005550	TCD-50/16		16			71,0	17,0	28,0	35,0	18,0	4,297	20	80
005570	TCD-70/8	70	8	16,5	11,5	68,0	8,4	24,0	23,0	12,0	5,992	20	60
005580	TCD-70/10		10			70,0	10,5	24,0	27,0	14,0	6,029	20	60
005590	TCD-70/12		12			71,0	13,0	24,0	27,0	14,0	6,065	20	60
005600	TCD-70/14		14			74,0	15,0	30,0	35,0	18,0	5,972	20	60
005610	TCD-70/16		16			74,0	17,0	30,0	35,0	18,0	5,842	20	60
005630	TCD-95/8	95	8	19,0	13,5	77,0	8,4	28,0	24,0	12,0	8,918	10	40
005640	TCD-95/10		10			77,0	10,5	28,0	24,0	12,0	8,470	10	40
005650	TCD-95/12		12			78,0	13,0	28,0	26,0	13,0	8,373	10	40
005660	TCD-95/14		14			79,5	15,0	32,0	29,0	14,5	8,357	10	40
005670	TCD-95/16		16			81,0	17,0	32,0	32,0	16,0	8,596	10	40

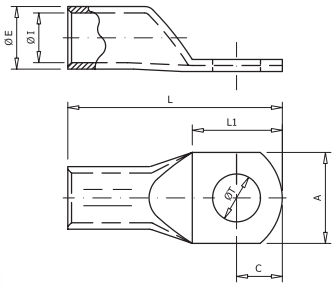

Mod. TCD

DIN 46235 copper cable lug

TCD cable lug manufactured from electrolytic copper with a tinplated finish to improve electrical contact.
According to DIN 46235.

Code	Ref.	Section (mm²)		Dimensions (mm)							Kg x 100	Bag	Box
				ØE	ØI	L	ØT	A	L1	C			
005700	TCD-120/10	120	10	21,0	15,5	85,0	10,5	30,0	27,0	14,0	10,728	10	30
005710	TCD-120/12		12			86,0	13,0	30,0	29,0	15,0	10,436	10	30
005720	TCD-120/14		14			88,0	15,0	30,0	31,0	16,0	10,820	10	30
005730	TCD-120/16		16			89,0	17,0	30,0	35,0	18,0	10,650	10	30
005740	TCD-120/20		20			92,0	21,0	38,0	42,0	21,0	10,627	10	30
005750	TCD-150/10	150	10	23,5	17,0	93,0	10,5	34,0	27,0	14,0	15,554	10	20
005760	TCD-150/12		12			94,0	13,0	34,0	29,0	15,0	13,374	10	20
005770	TCD-150/14		14			96,0	15,0	34,0	31,0	16,0	15,514	10	20
005780	TCD-150/16		16			97,0	17,0	34,0	35,0	18,0	15,436	10	20
005790	TCD-150/20		20			100,0	21,0	40,0	42,0	21,0	15,269	10	20
005800	TCD-185/10	185	10	25,5	19,0	97,0	10,5	37,0	27,0	14,0	18,228	10	20
005810	TCD-185/12		12			98,0	13,0	37,0	29,0	15,0	18,167	10	20
005820	TCD-185/14		14			100,0	15,0	37,0	31,0	16,0	17,852	10	20
005830	TCD-185/16		16			101,0	17,0	37,0	35,0	18,0	18,227	10	20
005840	TCD-185/20		20			104,0	21,0	40,0	42,0	21,0	17,732	10	20
005860	TCD-240/12	240	12	29,0	21,5	108,0	13,0	42,0	29,0	15,0	25,766	5	10
005870	TCD-240/14		14			110,0	15,0	42,0	31,0	16,0	25,780	5	10
005880	TCD-240/16		16			111,0	17,0	42,0	35,0	18,0	26,587	5	10
005890	TCD-240/20		20			114,0	21,0	45,0	42,0	21,0	25,808	5	10
005910	TCD-300/14	300	14	32,0	24,5	117,0	15,0	48,0	33,0	17,0	31,931	5	10
005920	TCD-300/16		16			119,0	17,0	48,0	35,0	18,0	31,472	5	10
005930	TCD-300/20		20			122,0	21,0	48,0	42,0	21,0	31,490	5	10
005945	TCD-400/14	400	14	38,5	27,5	140,0	15,0	55,0	45,0	24,0	60,955	2	4
005950	TCD-400/16		16			140,0	17,0	55,0	45,0	24,0	53,380	2	4
005960	TCD-400/20		20			140,0	21,0	55,0	45,0	24,0	64,515	2	4
005980	TCD-500/16	500	16	42,0	31,0	150,0	17,0	60,0	45,0	24,0	78,187	1	4
005981	TCD-500/20		20			150,0	21,0	60,0	45,0	24,0	77,060	1	4
005988	TCD-625/16	625	16	44,0	34,5	160,0	17,0	64,0	45,0	24,0	77,880	1	3
005990	TCD-625/20		20			160,0	21,0	64,0	45,0	24,0	76,670	1	3
005994	TCD-800/16	800	16	52,0	40,0	190,0	17,0	75,0	45,0	24,0	142,020	1	10
005995	TCD-800/20		20			190,0	21,0	75,0	45,0	24,0	140,850	1	10
005998	TCD-1000/16	1000	16	58,0	44,0	190,0	17,0	84,0	45,0	24,0	186,090	1	10
005999	TCD-1000/20		20			190,0	21,0	84,0	45,0	24,0	185,790	1	10

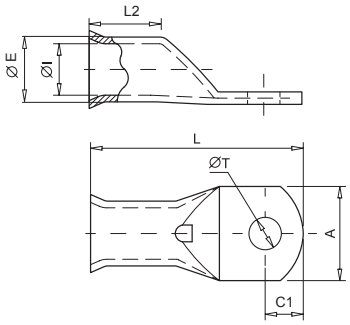

Mod. TT

NF C20-130 Tulip copper cable lug

TT cable lug manufactured from electrolytic copper with a tinplated finish to improve electrical contact.
The tulip shape at the end of the barrel favours the introduction of the cable.
Electric test according to CEI 61238-1 standard.

Code	Ref.	Section (mm²)		Dimensions (mm)							Kg x 100	Bag	Box
				ØE	ØI	L	ØT	A	C1	L2			
009120	TT-2,5/3*	2,5	3	4,0	2,2	12,25	3,2	8,0	4,5	6,0	0,133	100	1600
009130	TT-2,5/4*		4			17,50	4,2		5,0		0,137	100	1600
009140	TT-2,5/5*		5			19,00	5,2		6,5		0,150	100	1600
009170	TT-4/4*	4	4	5,0	2,7	25,70	4,3	9,0	6,2	8,7	0,308	100	1400
009180	TT-4/5*		5			25,70	5,3	9,0	6,2		0,292	100	1400
009190	TT-4/6*		6			25,70	6,5	12,0	6,2		0,274	100	1400
009220	TT-6/5*	6	5	5,5	3,3	31,50	5,3	13,0	8,0	10,7	0,243	100	1200
009230	TT-6/6*		6			31,50	6,5		8,0		0,360	100	1200
009240	TT-6/8*		8			31,50	8,3		8,0		0,344	100	1000
009260	TT-10/5	10	5	6,8	4,3	30,50	5,3	12,0	6,5	12,0	0,345	100	800
009270	TT-10/6		6			30,50	6,5	12,0	6,5		0,598	100	800
009280	TT-10/8		8			37,00	8,5	15,0	10,0		0,485	100	600
009290	TT-10/10		10			41,00	10,5	16,0	12,0		0,573	100	400
009320	TT-16/6	16	6	8,0	5,3	33,30	6,5	12,0	6,3	14,0	0,702	100	500
009330	TT-16/8		8			37,50	8,5	16,0	8,5		0,712	100	500
009340	TT-16/10		10			41,50	10,5	16,0	10,5		0,752	100	400
009360	TT-25/6	25	6	9,5	6,6	36,30	6,5	13,0	6,3	15,0	0,874	50	300
009370	TT-25/8		8			42,00	8,5	18,0	10,0		1,022	50	300
009380	TT-25/10		10			46,00	10,5	18,0	12,0		1,139	50	250
009410	TT-35/6	35	6	11,0	7,9	39,50	6,5	15,0	7,5	17,0	1,202	50	200
009420	TT-35/8		8			44,00	8,5	17,0	10,0		1,591	50	200
009430	TT-35/10		10			49,00	10,5	17,0	12,0		1,592	50	200
009500	TT-50/6	50	6	12,5	9,2	42,50	6,5	18,0	7,5	19,0	1,663	50	140
009510	TT-50/8		8			47,00	8,5		10,0		2,109	20	140
009520	TT-50/10		10			52,00	10,5		12,0		2,264	20	140
009570	TT-70/8	70	8	15,0	11,0	51,00	8,5	21,0	10,0	21,0	2,241	20	100
009580	TT-70/10		10			55,00	10,5	21,0	12,0		3,357	20	80
009590	TT-70/12		12			59,00	13,0	22,0	13,0		3,449	20	80

* Without tulipe.

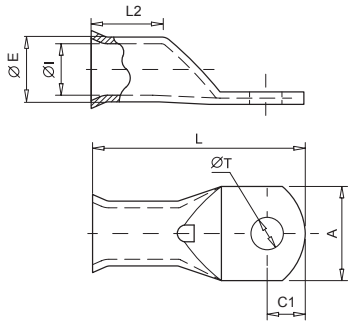

Mod. TT

NF C20-130 Tulip copper cable lug

TT cable lug manufactured from electrolytic copper with a tinplated finish to improve electrical contact.
The tulip shape at the end of the barrel favours the introduction of the cable.
Electric test according to CEI 61238-1 standard.

Code	Ref.	Section (mm²)		Dimensions (mm)							Kg x 100	Bag	Box
				ØE	ØI	L	ØT	A	C1	L2			
009630	**TT-95/8**	95	8	17,0	13,1	56,00	8,5	25,0	10,0	22,0	3,603	20	60
009640	**TT-95/10**		10			60,00	10,5		12,0		4,518	20	60
009650	**TT-95/12**		12			62,00	13,0		13,0		4,292	20	60
009660	**TT-95/14**		14			66,50	15,0		14,5		4,354	20	60
009670	**TT-95/16**		16			70,00	16,0		16,0		4,714	20	60
009700	**TT-120/10**	120	10	19,0	14,5	64,0	10,5	27,5	12,0	26,0	4,630	10	50
009710	**TT-120/12**		12			66,0	13,0		13,0		6,544	10	50
009720	**TT-120/14**		14			69,5	15,0		14,5		5,972	10	50
009730	**TT-120/16**		16			72,0	17,0		16,0		6,198	10	50
009750	**TT-150/10**	150	10	21,0	16,2	71,0	10,5	30,0	14,0	30,0	6,180	10	40
009760	**TT-150/12**		12			73,0	13,0		15,0		8,578	10	40
009770	**TT-150/14**		14			73,0	15,0		15,0		8,069	10	40
009780	**TT-150/16**		16			75,0	17,0		16,0		7,865	10	40
009810	**TT-185/12**	185	12	23,0	18,0	81,0	13,0	33,5	16,0	32,0	10,255	10	40
009820	**TT-185/14**		14			85,0	15,0		18,0		11,510	10	30
009830	**TT-185/16**		16			87,0	17,0		19,0		10,596	10	30
009860	**TT-240/12**	240	12	26,0	20,6	93,5	13,0	38,0	21,5	35,0	14,383	5	25
009870	**TT-240/14**		14			93,5	15,0		21,5		15,756	5	20
009880	**TT-240/16**		16			93,5	17,0		21,5		14,240	5	25
009890	**TT-240/20**		20			93,5	21,0		21,5		14,935	5	15
009910	**TT-300/14**	300	14	28,0	23,0	102,0	15,0	41,0	19,0	44,0	17,571	5	10
009920	**TT-300/16**		16			102,0	17,0		19,0		16,270	5	10
009930	**TT-300/20**		20			106,0	21,0		21,0		17,531	5	10
009950	**TT-400/16**	400	16	32,0	26,0	115,0	17,0	46,5	19,0	44,0	26,819	4	8
009960	**TT-400/20**		20			118,0	21,0		22,0		27,129	4	8

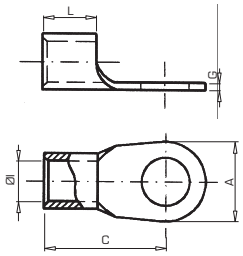

Mod. TD

Soldered copper cable lug

TD cable lug manufactured from soldered copper strip with a tinplated finish to improve electrical contact.
According to DIN 46234 Standard.

Code	Ref.	Section (mm²)		Dimensions (mm)					Kg x 100	Bag	Box
				Øl	L	A	C	G			
020100	TD-1,5/3	1,5	3	1,6	5,0	6,0	11,0	0,8	0,055	100	4000
020110	TD-1,5/4		4			8,0	12,0		0,070	100	3500
020120	TD-1,5/5		5			10,0	13,0		0,084	100	3000
020130	TD-2,5/3	2,5	3	2,3	5,0	6,0	11,0	0,8	0,064	100	3000
020140	TD-2,5/4		4			8,0	12,0		0,077	100	3000
020150	TD-2,5/5		5			10,0	14,0		0,080	100	2000
020160	TD-2,5/6		6			11,0	16,0		0,110	100	2000
020170	TD-2,5/8		8			14,0	17,0		0,135	100	2000
020180	TD-6/4	6	4	3,6	6,0	8,0	14,0	1,0	0,139	100	800
020190	TD-6/5		5			10,0	15,0		0,157	100	800
020200	TD-6/6		6			11,0	16,0		0,168	100	800
020210	TD-6/8		8			14,0	19,0		0,213	100	600
020220	TD-6/10		10			18,0	21,0		0,279	100	600
020230	TD-10/5	10	5	4,5	8,0	11,0	16,0	1,1	0,229	100	600
020240	TD-10/6		6			11,0	17,0		0,240	100	600
020250	TD-10/8		8			14,0	20,0		0,290	100	600
020260	TD-10/10		10			18,0	21,0		0,349	100	500
020270	TD-10/12		12			22,0	23,0		0,414	100	400
020280	TD-16/5	16	5	5,8	10,0	10,0	20,0	1,2	0,406	100	600
020290	TD-16/6		6			11,0	20,0		0,381	100	600
020300	TD-16/8		8			14,0	22,0		0,425	100	600
020310	TD-16/10		10			18,0	24,0		0,502	100	500
020320	TD-16/12		12			22,0	26,0		0,600	100	400
020330	TD-25/6	25	6	7,5	11,0	12,0	25,0	1,5	1,400	50	300
020340	TD-25/8		8			16,0	25,0		1,480	50	300
020350	TD-25/10		10			18,0	26,0		1,560	50	300
020360	TD-25/12		12			22,0	31,0		1,920	50	200
020370	TD-25/16		16			28,0	35,0		2,320	50	200
020380	TD-35/6	35	6	9,0	12,0	15,0	26,0	1,6	1,920	50	200
020390	TD-35/8		8			26,0	26,0		1,920	50	200
020400	TD-35/10		10			18,0	27,0		2,040	50	200
020410	TD-35/12		12			22,0	31,0		2,360	50	200
020420	TD-35/16		16			28,0	36,0		2,880	50	200

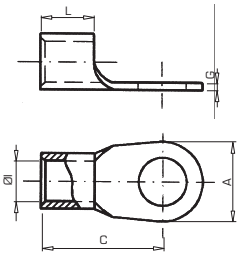

Mod. TD

Soldered copper cable lug

TD cable lug manufactured from soldered copper strip with a tinplated finish to improve electrical contact.
According to DIN 46234 Standard.

Code	Ref.	Section (mm²)		Dimensions (mm)					Kg x 100	Bag	Box
				Øl	L	A	C	G			
020430	TD-50/6	50	6	11,0	16,0	18,0	34,0	1,8	1,760	25	150
020440	TD-50/8		8			18,0	34,0		1,720	25	150
020450	TD-50/10		10			18,0	34,0		1,680	25	150
020460	TD-50/12		12			22,0	36,0		1,840	25	150
020470	TD-50/16		16			28,0	40,0		2,120	25	100
020480	TD-70/6	70	6	13,0	18,0	22,0	38,0	2,0	2,600	10	80
020490	TD-70/8		8			22,0	38,0		2,600	10	80
020500	TD-70/10		10			22,0	38,0		2,600	10	80
020510	TD-70/12		12			22,0	38,0		2,600	10	80
020520	TD-70/16		16			22,0	38,0		2,600	10	80
020530	TD-95/8	95	8	15,0	20	24,0	42,0	2,5	4,100	10	60
020540	TD-95/10		10			24,0	42,0		4,100	10	60
020550	TD-95/12		12			24,0	42,0		4,000	10	60
020560	TD-95/16		16			28,0	44,0		4,100	10	60
020570	TD-120/8	120	8	16,5	22	24,0	44,0	3,0	5,600	10	60
020580	TD-120/10		10			24,0	44,0		6,200	10	60
020590	TD-120/12		12			24,0	44,0		5,400	10	60
020600	TD-120/16		16			28,0	48,0		5,700	10	40
020610	TD-150/10	150	10	19,0	24	30,0	50,0	3,2	8,400	5	30
020620	TD-150/12		12			30,0	50,0		8,600	5	25
020630	TD-150/16		16			30,0	50,0		7,700	5	20
020640	TD-185/10	185	10	21,0	28	36,0	50,0	3,5	11,100	5	20
020650	TD-185/12		12			36,0	50,0		10,800	5	20
020660	TD-185/16		16			36,0	50,0		10,700	5	20
020670	TD-240/10	240	10	23,5	32	38,0	56,0	4,0	15,200	5	20
020680	TD-240/12		12			38,0	56,0		15,000	5	20
020690	TD-240/16		16			38,0	56,0		14,700	5	15

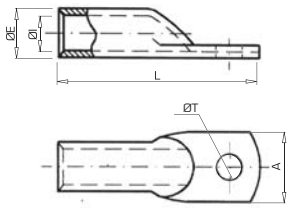

Mod. TBE

Tinned aluminium cable lug

TBE cable lug manufactured from aluminium alloy tube of purity equal or higher than 99.5% with a tinplated finish to improve electrical contact. Incorporates neutral grease to avoid aluminium oxidation.

Code	Ref.	Section (mm²)	Dimensions (mm)					Kg x 100	Bag	Box
			ØE	Øl	ØT	L	A			
115090	**TBE-16**	16	8,7	5,5	8,5	43,0	15,0	0,437	1	400
115100	**TBE-25**	25	11,0	6,5	8,5	52,0	16,0	0,860	1	400
115110	**TBE-35**	35	13,3	7,8	8,5	56,0	19,0	1,360	1	250
115120	**TBE-50**	50	15,2	9,7	13,0	68,0	22,0	1,880	1	200
115130	**TBE-70**	70	17,0	11,0	13,0	75,0	25,0	2,700	1	200
115140	**TBE-95**	95	19,3	12,6	13,0	81,0	28,0	3,880	1	150
115150	**TBE-120**	120	21,7	14,1	13,0	94,0	32,0	5,600	1	100
115160	**TBE-150**	150	25,0	15,5	13,0	104,0	35,0	8,200	1	75
115170	**TBE-185**	185	28,1	18,3	13,0	112,0	40,0	10,600	1	50
115180	**TBE-240**	240	32,0	19,5	15,0	125,0	44,0	17,200	1	50
115190	**TBE-300**	300	34,0	23,3	15,0	140,0	47,0	20,700	1	40

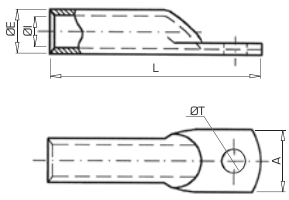

Mod. TBES

Tinned aluminium cable lug long barrel

TBES cable lugs manufactured from aluminium alloy tube of purity equal or higher than 99.5% with a tinplated finish to improve electrical contact. Incorporates neutral grease to avoid aluminium oxidation. The larger length of the barrel guarantees a better electrical connection in unfavorable conditions.

Code	Ref.	Section (mm²)	Dimensions (mm)					Kg x 100	Bag	Box
			ØE	Øl	ØT	L	A			
120090	**TBES-16**	16	8,7	5,5	8,5	53,0	15,0	0,531	1	250
120100	**TBES-25**	25	11,0	6,5	8,5	64,0	16,0	1,104	1	250
120110	**TBES-35**	35	13,3	7,8	8,5	70,0	19,0	1,696	1	200
120120	**TBES-50**	50	15,2	9,7	13,0	82,0	22,0	2,240	1	200
120130	**TBES-70**	70	17,0	11,0	13,0	89,0	25,0	3,100	1	150
120140	**TBES-95**	95	19,3	12,6	13,0	95,0	28,0	4,200	1	100
120150	**TBES-120**	120	21,7	14,1	13,0	117,0	32,0	6,600	1	75
120160	**TBES-150**	150	25,0	15,5	13,0	119,0	35,0	11,000	1	60
120170	**TBES-185**	185	28,1	18,3	13,0	125,0	40,0	11,800	1	50
120180	**TBES-240**	240	32,0	19,5	15,0	139,0	44,0	18,100	1	40
120190	**TBES-300**	300	34,0	23,3	15,0	155,0	47,0	19,700	1	40

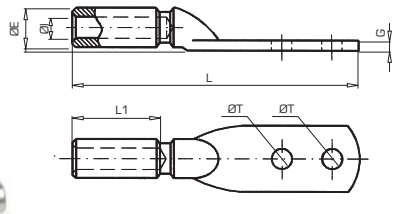

Mod. TBEM/S

Tinned bimetallic cable lug

TBEM/S bimetallic cable lug manufactured from aluminium alloy tube of purity equal or higher than 99.5%. The complete cable lug surface is tinned by means of an electrolytic process. Incorporates neutral grease to avoid aluminium oxidation. It is designed for underground cable connections.

Underground cables

Code	Ref.	Section (mm²)	Dimensions (mm)						Kg x 100	Bag	Box
			ØE	ØI	ØT	L1	G	L			
125100	**TBEM/S-25**	25	20,0	6,5	13,0	47,5	7,7	170	13,300	1	60
125110	**TBEM/S-35**	35	20,0	8,0	13,0	47,5	7,7	170	12,500	1	60
125120	**TBEM/S-50**	50	20,0	9,0	13,0	47,5	7,7	170	12,000	1	60
125130	**TBEM/S-70**	70	20,0	11,0	13,0	47,5	7,7	170	11,700	1	50
125140	**TBEM/S-95**	95	20,0	12,5	13,0	47,5	7,7	170	11,200	1	50
125150	**TBEM/S-120**	120	25,0	13,7	13,0	64,5	11,6	190	20,700	1	40
125160	**TBEM/S-150**	150	25,0	15,5	13,0	64,5	11,6	190	19,400	1	40
125180	**TBEM/S-240**	240	32,0	19,5	13,0	64,5	11,6	199	27,800	1	30

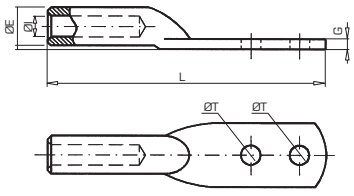

Mod. TBEM/A

Tinned bimetallic cable lug

TBEM/A bimetallic cable lug manufactured from aluminium alloy tube of purity equal or higher than 99.5%. The complete cable lug surface is tinned by means of an electrolytic process. Incorporates neutral grease to avoid aluminium oxidation. It is designed for overhead cable connection.

Overhead cables

Code	Ref.	Section (mm²)	Dimensions (mm)					Kg x 100	Bag	Box
			ØE	ØI	ØT	G	L			
125190	**TBEM/A-30**	LA-30	20,0	7,6	13,0	7,7	170	12,200	1	80
125200	**TBEM/A-56**	LA-56	20,0	10,0	13,0	7,7	170	11,800	1	80
125210	**TBEM/A-78**	LA-78	20,0	12,0	13,0	7,7	170	10,600	1	80
125220	**TBEM/A-100**	LA-100	20,0	13,0	13,0	7,7	170	10,200	1	50
125230	**TBEM/A-110**	LA-110	25,0	14,5	13,0	11,6	190	19,800	1	40
125235	**TBEM/A-125**	LA-125	25,0	15,5	13,0	11,6	190	19,500	1	40
125240	**TBEM/A-145**	LA-145	25,0	16,5	13,0	11,6	190	19,300	1	40
125250	**TBEM/A-180**	LA-180	32,0	18,3	13,0	-	199	32,500	1	30

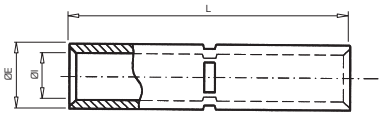

Mod. MAL

Aluminium butt-connector

MAL butt-connector manufactured from aluminium alloy tube of purity equal or higher than 99.5%. Incorporates a central buffer stop which divides the connector in two equal parts. Both holes contain neutral grease to avoid aluminium oxidation.

Code	Ref.	Section (mm²)	Dimensions (mm)			Kg x 100	Bag	Box
			ØE	ØI	L			
080100	**MAL-25**	25	11,0	6,5	100	1,880	1	250
080110	**MAL-35**	35	13,3	7,8	100	2,660	1	200
080120	**MAL-50**	50	15,2	9,7	100	2,840	1	200
080130	**MAL-70**	70	17,0	11,0	100	3,700	1	150
080140	**MAL-95**	95	19,3	12,6	100	4,700	1	130
080150	**MAL-120**	120	21,7	14,1	140	9,200	1	90
080160	**MAL-150**	150	25,0	15,5	140	12,300	1	85
080170	**MAL-185**	185	28,1	18,3	140	13,800	1	60
080180	**MAL-240**	240	32,0	19,5	140	18,800	1	50
080190*	**MAL-300**	300	34,0	23,3	145	25,000	1	50

* Under request.



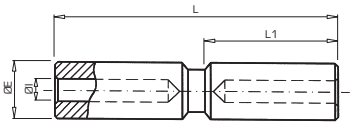

Mod. BT

Low voltage aluminium joint

BT joint manufactured from aluminium alloy of purity equal or higher than 99.5%. Incorporates a central buffer stop which divides the joint in two equal parts. Both holes contain neutral grease to avoid aluminium oxidation.

Code	Ref.	Section (mm²)	Dimensions (mm)				Kg x 100	Bag	Box
			ØE	ØI	L	L1			
085100	**BT-25**	25	20,0	6,5	100	47,5	7,500	1	125
085110	**BT-35**	35	20,0	8,0	100	47,5	7,200	1	125
085120	**BT-50**	50	20,0	9,0	100	47,5	6,600	1	125
085130	**BT-70**	70	20,0	11,0	100	47,5	5,900	1	125
085140	**BT-95**	95	20,0	12,5	100	47,5	5,700	1	125
085150	**BT-120**	120	25,0	13,7	135	64,0	13,300	1	75
085160	**BT-150**	150	25,0	15,5	135	64,0	11,900	1	75
085170	**BT-185**	185	32,0	17,0	135	64,0	21,600	1	50
085180	**BT-240**	240	32,0	19,5	135	64,0	20,000	1	50
085190*	**BT-300**	300	40,0	23,3	187	90,0	34,000	1	25
085200*	**BT-400**	400	40,0	26,0	187	90,0	32,000	1	25

* Under request.

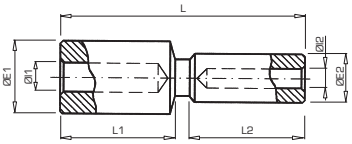

Mod. RBT

Reducer low voltage aluminium joint

RBT joint manufactured from aluminium alloy of purity equal or higher than 99.5%. Incorporates a central buffer stop which divides the joint in two equal parts. Both holes contain neutral grease to avoid aluminium oxidation.

Code	Ref.	Section Al. (mm²)		Dimensions (mm)							Kg x 100	Bag	Box
		1	2	ØE1	ØI1	ØE2	ØI2	L	L1	L2			
090100	**RBT-50/25**	50	25	20,0	9,0	20,0	6,5	100,0	47,5	47,5	7,000	1	125
090110	**RBT-95/50**	95	50	20,0	12,5	20,0	9,0	100,0	47,5	47,5	5,000	1	125
090120	**RBT-150/50**	150	50	25,0	15,5	20,0	9,0	118,5	64,0	47,5	9,000	1	75
090130	**RBT-150/95**	150	95	25,0	15,5	20,0	12,5	118,5	64,0	47,5	8,800	1	75
090140	**RBT-240/95**	240	95	32,0	19,5	20,0	12,5	118,5	64,0	47,5	13,600	1	50
090150	**RBT-240/150**	240	150	32,0	19,5	25,0	15,5	135,0	64,0	64,0	16,000	1	50

Other sections under request.

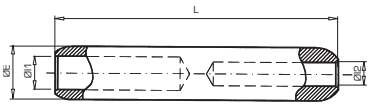

Mod. RJA

Reducer multi-voltage aluminium joint

RJA joint manufactured from aluminium alloy of purity equal or higher than 99.5%. Incorporates a central buffer stop which divides the joint in two equal parts. Both holes contain neutral grease to avoid aluminium oxidation.

Code	Ref.	Section Al. (mm²)		Dimensions (mm)				Kg x 100	Bag	Box
		1	2	ØE	Øl1	Øl2	L			
100099	**RJ1A-50/16**	50	16	20	9,0	5,5	106,5	7,570	1	150
100100	**RJ1A-50/25**		25			6,5		7,450	1	150
100105	**RJ1A-50/35**		35			8,0		7,240	1	150
110112	**RJ1A-70/16**	70	16	20	11,0	5,5	106,5	7,180	1	150
100113	**RJ1A-70/25**		25			6,5		7,060	1	150
100114	**RJ1A-70/35**		35			8,0		68,50	1	150
100115	**RJ1A-70/50**		50			9,0		6,680	1	150
100137	**RJ1A-95/16**	95	16	20	12,5	5,5	106,5	6,840	1	150
100138	**RJ1A-95/25**		25			6,5		6,720	1	150
100139	**RJ1A-95/35**		35			8,0		6,510	1	150
100140	**RJ1A-95/50**		50			9,0		6,340	1	150
100143	**RJ1A-95/70**		70			11,0		5,950	1	150
10016100	**RJ2A-120/16**	120	16	25	13,7	5,5	133	13,100	1	90
10016101	**RJ2A-120/25**		25			6,5		12,960	1	90
10016102	**RJ2A-120/35**		35			8,0		12,700	1	90
10016103	**RJ2A-120/50**		50			9,0		12,500	1	90
100145	**RJ2A-120/70**		70			11,0		12,020	1	90
100146	**RJ2A-120/95**		95			12,5		11,600	1	90
100147	**RJ2A-150/16**	150	16	25	15,5	5,5	133	12,480	1	90
100148	**RJ2A-150/25**		25			6,5		12,340	1	90
100149	**RJ2A-150/35**		35			8,0		12,080	1	90
100150	**RJ2A-150/50**		50			9,0		11,880	1	90
100158	**RJ2A-150/70**		70			11,0		11,400	1	90
100160	**RJ2A-150/95**		95			12,5		10,900	1	90
100161	**RJ2A-150/120**		120			13,7		10,610	1	90
10016200	**RJ4A-185/16**	185	16	32	17,0	5,5	143,5	22,840	1	50
10016201	**RJ4A-185/25**		25			6,5		22,690	1	50
10016202	**RJ4A-185/35**		35			8,0		22,410	1	50
10016203	**RJ4A-185/50**		50			9,0		22,190	1	50
10016204	**RJ4A-185/70**		70			11,0		21,680	1	50
10016205	**RJ4A-185/95**		95			12,5		21,240	1	50
10016206	**RJ4A-185/120**		120			13,7		20,840	1	50
10016207	**RJ4A-185/150**		150			15,5		20,170	1	50

Other sections under request.

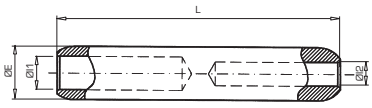

Mod. RJA

Reducer multi-voltage aluminium joint

RJA joint manufactured from aluminium alloy of purity equal or higher than 99.5%. Incorporates a central buffer stop which divides the joint in two equal parts. Both holes contain neutral grease to avoid aluminium oxidation.

Code	Ref.	Section Al. (mm²)		Dimensions (mm)				Kg x 100	Bag	Box
		1	2	ØE	Øl1	Øl2	L			
10016208	**RJ4A-240/16**		16			5,5		21,680	1	50
100163	**RJ4A-240/25**		25			6,5		21,530	1	50
100164	**RJ4A-240/35**		35			8,0		21,250	1	50
100165	**RJ4A-240/50**		50			9,0		21,030	1	50
100168	**RJ4A-240/70**	250	70	32	19,5	11,0	143,5	20,520	1	50
100170	**RJ4A-240/95**		95			12,5		20,080	1	50
100175	**RJ4A-240/120**		120			13,7		19,680	1	50
100180	**RJ4A-240/150**		150			15,5		19,010	1	50
100181	**RJ4A-240/185**		185			17.0		18,390	1	50
100182	**RJ5A-300/16**		16			5,5		53,750	1	15
100183	**RJ5A-300/25**		25			6,5		53,510	1	15
100184	**RJ5A-300/35**		35			8,0		53,070	1	15
100185	**RJ5A-300/50**		50			9,0		52,350	1	15
100186	**RJ5A-300/70**		70			11,0		51,920	1	15
100187	**RJ5A-300/95**	300	95	40	23,3	12,5	218	51,210	1	15
100188	**RJ5A-300/120**		120			13,7		50,580	1	15
100189	**RJ5A-300/150**		150			15,5		495,20	1	15
100190	**RJ5A-300/185**		185			17,0		48,540	1	15
100191	**RJ5A-300/240**		240			19,5		46,700	1	15
100193	**RJ5A-400/16**		16			5,5		51,070	1	15
100194	**RJ5A-400/25**		25			6,5		50,830	1	15
100195	**RJ5A-400/35**		35			8,0		50,390	1	15
100196	**RJ5A-400/50**		50			9,0		49,670	1	15
100197	**RJ5A-400/70**		70			11,0		49,240	1	15
100198	**RJ5A-400/95**	400	95	40	26,0	12,5	218	48,530	1	15
100199	**RJ5A-400/120**		120			13,7		47,900	1	15
100200	**RJ5A-400/150**		150			15,5		46,840	1	15
100205	**RJ5A-400/185**		185			17,0		45,860	1	15
100210	**RJ5A-400/240**		240			19,5		44,020	1	15
100215	**RJ5A-400/300**		300			23,3		40,750	1	15

Other sections under request.

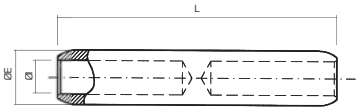

Mod. RJA

Multi-voltage aluminium joint

RJA joint manufactured from aluminium alloy of purity equal or higher than 99.5%. Incorporates a central buffer stop which divides the joint in two equal parts. Both holes contain neutral grease to avoid aluminium oxidation.
According to UNE 211024 standard.
Have ◻ AENOR certificate mark.*

Code	Ref.	Section (mm²)	Dimensions (mm)			Kg x 100	Bag	Box
			ØE	ØI	L			
095100	**RJ1A-25**	25	20,0	6,5	106,5	7,900	1	150
095110	**RJ1A-35**	35	20,0	8,0	106,5	7,600	1	150
095120	**RJ1A-50***	50	20,0	9,0	106,5	7,160	1	150
095130	**RJ1A-70**	70	20,0	11,0	106,5	7,000	1	150
095140	**RJ1A-95***	95	20,0	12,5	106,5	5,700	1	150
095150	**RJ2A-120**	120	25,0	13,7	133,0	13,000	1	90
095160	**RJ2A-150***	150	25,0	15,5	133,0	11,300	1	90
095170	**RJ4A-185**	185	32,0	17,0	143,5	22,000	1	50
095180	**RJ4A-240***	240	32,0	19,5	143,5	19,000	1	50
095190	**RJ5A-300**	300	40,0	23,3	218,0	48,000	1	15
095200	**RJ5A-400***	400	40,0	26,0	218,0	43,000	1	15

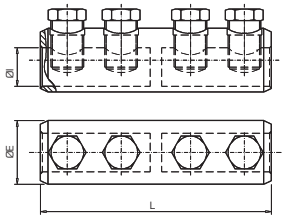

Mod. MTG

Shear head bolt connector

MTG connector manufactured from high conductivity smelted aluminium of purity higher than 99.5% and with a tinplated finish.
Shear head bolts are designed to be broken by suitable torque as per conductor section, being perfectly flush against the connector wall.
According to UNE 211024 standard.

Code	Ref.	Section	Dimensions (mm)			Kg x 100	Bag	Box
			ØE	ØI	L			
101200	**MTG-95/240**	95 to 240	33	22	120	21,800	1	40

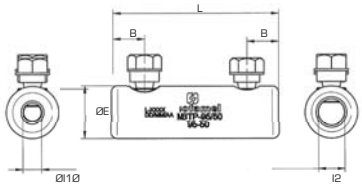

Mod. MBPT-95/50

Shear head bolt connector

Bimetallic earthing connector for 95 mm² aluminium to 50 mm² aluminium sections.
Recommended for subterranean networks not subject to mechanical traction.
Installation by tightening shear bolt.
High-strength aluminium alloy connector.
With 20µ tinplated finish.

Code	Ref.	Section		Dimensions (mm)					Kg x 100	Bag	Box
		Al	Al	ØE	ØI1	ØI2	L	B			
101210	**MBPT-95/50**	95	50	25	9	12,6	80	15	10,300	1	75

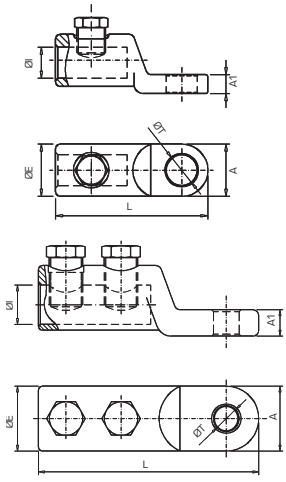

Mod. TTG

Shear head bolt cable lug

TTG cable lugs are manufactured from high conductivity smelted aluminium of purity higher than 99.5% and with a tinplated finish that covers the complete cable lug suface by means of an electrolytic process.

*According to UNE 211024-3 standard.
Have the AENOR certificate mark.

AENOR
Producto Certificado

Code	Ref.	Secction (mm²)		Strip Length	M		Dimensions (mm)						Kg x 100	Bag	Box
							ØE	ØI	L	ØT	A	A1			
101105	**TTG-50/8***	25 to 50	1	35	1 x M12	12	22	13	64	9	22	8	4,500	1	100
101106	**TTG-50/10***						22	13	64	11	22	8	4,300	1	100
101107	**TTG-50/12***						22	13	64	13	22	8	4,300	1	100
101113	**TTG-95/8***	50 to 95	1	35	1 x M12	12	22	13	64	9	22	8	4,400	1	100
101114	**TTG-95/10***						22	13	64	11	22	8	4,300	1	100
101115	**TTG-95/12***						22	13	64	13	22	8	4,000	1	100
101135	**TTG-150/10***	95 to 150	2	60	2 x M17	17	26	16	100	11	26	10	11,000	1	50
101136	**TTG-150/12***						26	16	100	13	26	10	10,800	1	50
101099	**TTG-240/10***	95 to 240	2	60	2 x M17	17	33	20	112	11	33	13,5	17,300	1	45
101100	**TTG-240/12***						33	20	112	13	33	13,5	17,400	1	45
101119	**TTG-400/12**	240 to 400	2	75	2 x M22	22	40	26	135	13	40	13,5	27,500	1	30
101120	**TTG-400/16**						40	26	135	17	40	13,5	28,500	1	30

Mod. TTGA

Insulated terminals with shear head bolts

TTGA cable lugs are manufactured from high-conductivity cast aluminium with a finish covering the complete cable lug surface using a tinplating process. They feature an insulated cover and different-coloured bands to differentiate between phases: black, brown and grey, and neutral in blue.

*According to UNE 211022 standard.
Have the ◻ AENOR certificate mark.

AENOR
Producto Certificado

Code	Ref.	Secction (mm²)	T1/T2		T3		Strip Length	Dimensions (mm)						Kg x 100	Bag	Box
								ØE	ØI	L	ØT	A	A1			
101400	**TTGA-50/8**	25 to 50	1 x M12	12	8	13	35	29	13	79	9	22	8	6,600	1	50
101405	**TTGA-50/10**				10	17		29	13	79	11	22	8	6,700	1	50
101410	**TTGA-50/12**				12	19		29	13	79	13	22	8	7,100	1	50
101415	**TTGA-95/8**	50 to 95	1 x M12	12	8	13	35	29	13	79	9	22	8	6,400	1	50
101420	**TTGA-95/10**				10	17		29	13	79	11	22	8	6,600	1	50
101425	**TTGA-95/12**				12	19		29	13	79	13	22	8	7,000	1	50
101438	**TTGA-150/10**	95 to 150	2 x M17	17	10	17	60	33	16	118	11	26	10	11,300	1	25
101439	**TTGA-150/12**				12	19		33	16	118	13	26	10	11,100	1	25
101450	**TTGA-240/10**	150 to 240	2 x M17	17	10	17	60	40	20	133	11	33	13,5	21,000	1	25
101455	**TTGA-240/12**				12	19		40	20	133	13	33	13,5	21,700	1	25

Insulation protection
According to UNE 211022 standard
Have the ◻ AENOR certificate mark



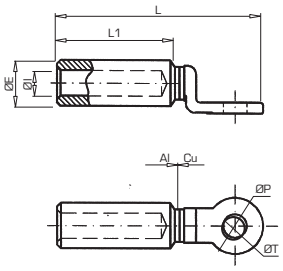

Mod. TBF

Bimetallic cable lug

TBF bimetallic cable lug manufactured from aluminium alloy of purity equal or higher than 99.5%. The palm is manufactured with forged copper. The two parts of the bimetallic cable lug are joined through a friction stir welding process. Incorporates neutral grease to avoid aluminium oxidation.
Electric test according to CEI 61238-1 standard.

Code	Ref.	Section (mm²)	Dimensions (mm)						Kg x 100	Bag	Box
			ØE	ØI	L1	L	ØT	ØP			
110100	**TBF-16**	16	20,0	5,5	47,5	86,0	12,8	25,0	7,600	1	150
110110	**TBF-25**	25	20,0	6,5	47,5	86,0	12,8	25,0	7,200	1	150
110120	**TBF-35**	35	20,0	8,0	47,5	86,0	12,8	25,0	7,200	1	150
110130	**TBF-50**	50	20,0	9,0	47,5	86,0	12,8	25,0	7,000	1	150
110140	**TBF-70**	70	20,0	11,0	47,5	86,0	12,8	25,0	7,000	1	150
110150	**TBF-95**	95	20,0	12,5	47,5	86,0	12,8	25,0	6,300	1	150
110160	**TBF-120**	120	25,0	13,7	64,0	110,0	12,8	30,0	13,500	1	100
110170	**TBF-150**	150	25,0	15,5	64,0	110,0	12,8	30,0	12,200	1	100
110180	**TBF-185**	185	32,0	17,0	64,0	110,0	12,8	30,0	20,100	1	70
110190	**TBF-240**	240	32,0	19,5	64,0	110,0	12,8	30,0	22,600	1	70
110200	**TBF-300**	300	40,0	23,3	100,0	154,0	16,5	36,0	33,400	1	32
110210	**TBF-400**	400	40,0	26,0	100,0	154,0	16,5	36,0	30,200	1	32

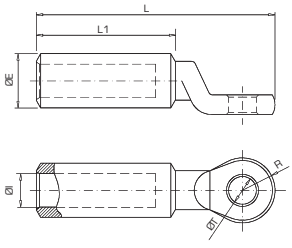

Mod. TDC/A

Bimetallic cable lug

TDC/A bimetallic cable lug manufactured from aluminium alloy tube of purity equal or higher than 99.5%. The complete cable lug surface is tinned by means of an electrolytic process.
Incorporates neutral grease to avoid aluminium oxidation.
It is especially designed for overhead cable connections.

Code	Ref.	Section (mm²)	Dimensions (mm)						Kg x 100	Bag	Box
			ØE	ØI	ØT	R	L1	L			
111200	**TDC/A-30**	LA-30	20,0	7,6	13,0	13,0	53,0	93,0	5,400	1	150
111205	**TDC/A-54,6**	LA-54,6	20,0	10,0	13,0	13,0	53,0	93,0	4,800	1	150
111210	**TDC/A-56**	LA-56	20,0	10,0	13,0	13,0	53,0	93,0	4,800	1	150
111220	**TDC/A-78**	LA-78	20,0	12,0	13,0	13,0	53,0	93,0	4,520	1	150
111225	**TDC/A-80**	LA-80	20,0	12,5	13,0	13,0	53,0	93,0	4,480	1	150
111230	**TDC/A-110**	LA-110	25,0	14,5	13,0	15,0	70,0	118,0	9,300	1	100
111240	**TDC/A-180**	LA-180	32,0	18,3	13,0	18,0	70,0	127,0	15,900	1	70

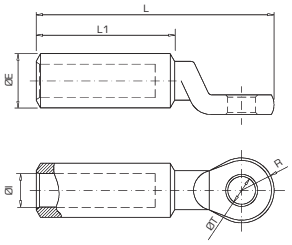

Mod. TDC/S

Bimetallic cable lug

TDC/S bimetallic cable lug manufactured from aluminium alloy tube of purity equal or higher than 99.5%. The complete cable lug surface is tinned by means of an electrolytic process. Incorporates neutral grease to avoid aluminium oxidation.
According to UNE 211024 standard. Have ◻ AENOR certificate mark.*

Code	Ref.	Section (mm²)	Dimensions (mm)						Kg x 100	Bag	Box
			ØE	ØI	ØT	R	L1	L			
111090	**TDC/S-16**	16	20,0	5,5	13,0	13,0	48,0	88,0	5,300	1	150
111100	**TDC/S-25**	25	20,0	6,5	13,0	13,0	48,0	88,0	5,000	1	150
111110	**TDC/S-35**	35	20,0	8,0	13,0	13,0	48,0	88,0	4,800	1	150
111120	**TDC/S-50***	50	20,0	9,0	13,0	13,0	48,0	88,0	4,840	1	150
111130	**TDC/S-70**	70	20,0	11,0	13,0	13,0	48,0	88,0	4,300	1	150
111140	**TDC/S-95***	95	20,0	12,5	13,0	13,0	48,0	88,0	4,240	1	150
111150	**TDC/S-120**	120	25,0	14,0	13,0	15,0	65,0	113,0	9,210	1	100
111160	**TDC/S-150***	150	25,0	15,5	13,0	15,0	65,0	113,0	8,640	1	100
111170	**TDC/S-185**	185	32,0	17,0	13,0	18,0	65,0	122,0	15,000	1	70
111180	**TDC/S-240***	240	32,0	19,5	13,0	18,0	65,0	122,0	14,500	1	70
111185	**TDC/S-300**	300	40,0	23,3	13,0	20,0	100,0	165,0	30,600	1	32
111190	**TDC/S-400***	400	40,0	26,0	13,0	20,0	100,0	165,0	28,250	1	32

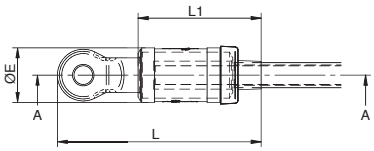

Mod. TDC/S KIT

Iberdrola-standard insulated stamped bimetallic terminals

Iberdrola-standard insulated stamped bimetallic terminal kit.

The kit consists of:

- TDC/S terminal manufactured from aluminium alloy bar of 99.5% purity or higher with electrolytic tin plating treatment. Complies with the UNE 211024 standard and AENOR ◻ certificated.
- Synthetic rubber insulating sleeve.
- Phase or neutral identification rings.
- Connection washers.

Code	Ref.	Section (mm²)	Strip Length	Dimensions (mm)			Kg x 100	Bag	Box
				ØE	L	L1			
111118 K	**TDC/S-50/8 K**	50	45	26	100	51	8,000	1	40
111119 K	**TDC/S-50/10 K**						8,700	1	40
111120 K	**TDC/S-50/12 K**						8,300	1	40
111139 K	**TDC/S-95/10 K**	95	45				8,100	1	40
111140 K	**TDC/S-95/12 K**						7,800	1	40
111159 K	**TDC/S-150/10 K**	150	60	31	128	68	12,000	1	30
111160 K	**TDC/S-150/12 K**						12,700	1	30
111180 K	**TDC/S-240/12 K**	240	60	38	140	86	19,300	1	20

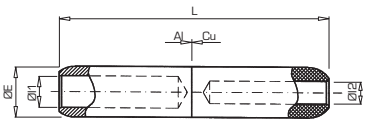

Mod. RJAU

Medium voltage bimetallic joint

RJAU bimetallic joint manufactured from aluminium alloy of purity equal or higher than 99.5% and electrolytic copper tube. The two parts of the bimetallic connector are joined through a friction stir welding process. Incorporates neutral grease in the aluminium part hole to avoid its oxidation. It is designed for low and medium voltage connections.

Acording to NF C33-090-1 standard.

Code	Ref.	Section (mm²)		Dimensions (mm)				Kg x 100	Bag	Box
		Al	Cu	ØE	Øl1	Øl2	L			
135090	**RJ1AU-50/16**	50	16	20	9	5,5	106,5	18,910	1	25
135100	**RJ1AU-50/25**		25			7		18,402	1	25
135101	**RJ1AU-50/35**		35			8		17,504	1	25
135155	**RJ1AU-70/16**	70	16	20	11	5,5	106,5	18,420	1	25
135156	**RJ1AU-70/25**		25			6,5		17,930	1	25
135157	**RJ1AU-70/35**		35			8		17,050	1	25
135105	**RJ1AU-70/50**		50			9,5		16,360	1	25
135158	**RJ1AU-95/16**	95	16	20	12,5	5,5	106,5	17,990	1	25
135109	**RJ1AU-95/25**		25			7		17,500	1	25
135113	**RJ1AU-95/35**		35			8		16,620	1	25
135110	**RJ1AU-95/50**		50			9,5		15,930	1	25
135111	**RJ1AU-95/70**		70			11		14,310	1	25
135159	**RJ2AU-120/16**	120	16	25	13,7	5,5	133	31,020	1	15
135160	**RJ2AU-120/25**		25			7		30,540	1	15
135161	**RJ2AU-120/35**		35			8		29,650	1	15
135114	**RJ2AU-120/50**		50			9,5		28,960	1	15
135115	**RJ2AU-120/70**		70			11		27,340	1	15
135116	**RJ2AU-120/95**		95			13		25,910	1	15
135117	**RJ2AU-150/16**	150	16	25	15,5	5,5	133	30,190	1	15
135118	**RJ2AU-150/25**		25			7		29,710	1	15
135119	**RJ2AU-150/35**		35			8		28,820	1	15
135120	**RJ2AU-150/50**		50			9,5		28,130	1	15
135124	**RJ2AU-150/70**		70			11		26,510	1	15
135130	**RJ2AU-150/95**		95			13		25,080	1	15
135121	**RJ2AU-150/120**		120			14,2		23,810	1	15
135162	**RJ4AU-185/16**	185	16	32	17,0	5,5	143,5	53,250	1	8
135163	**RJ4AU-185/25**		25			7		52,810	1	8
135164	**RJ4AU-185/35**		35			8		51,910	1	8
135165	**RJ4AU-185/50**		50			9,5		51,210	1	8
135166	**RJ4AU-185/70**		70			11		49,610	1	8
135167	**RJ4AU-185/95**		95			13		48,110	1	8
135154	**RJ4AU-185/120**		120			14,2		46,910	1	8
135168	**RJ4AU-185/150**		150			16		44,710	1	8

Other sections under request.

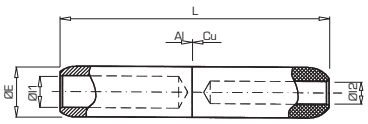

Mod. RJAU

Medium voltage bimetallic joint

RJAU bimetallic joint manufactured from aluminium alloy of purity equal or higher than 99.5% and electrolytic copper tube. The two parts of the bimetallic connector are joined through a friction stir welding process. Incorporates neutral grease in the aluminium part hole to avoid its oxidation. It is designed for low and medium voltage connections.

Acording to NF C33-090-1 standard.

Code	Ref.	Section (mm²)		Dimensions (mm)				Kg x 100	Bag	Box
		Al	Cu	ØE	Øl1	Øl2	L			
135169	**RJ4AU-240/16**		16			5,5		51,630	1	8
135132	**RJ4AU-240/25**		25			7		51,190	1	8
135133	**RJ4AU-240/35**		35			8		50,290	1	8
135134	**RJ4AU-240/50**		50			9,5		49,590	1	8
135135	**RJ4AU-240/70**	240	70	32	19,5	11	143,5	47,990	1	8
135137	**RJ4AU-240/95**		95			13		46,409	1	8
135138	**RJ4AU-240/120**		120			14,2		45,290	1	8
135140	**RJ4AU-240/150**		150			16		43,009	1	8
135144	**RJ4AU-240/185**		185			18		41,109	1	8
135170	**RJ5AU-300/16**		16			5,5		82,310	1	-
135171	**RJ5AU-300/25**		25			7		81,810	1	-
135172	**RJ5AU-300/35**		35			8		80,910	1	-
135173	**RJ5AU-300/50**		50			9,5		80,210	1	-
135174	**RJ5AU-300/70**		70			11		78,610	1	-
135175	**RJ5AU-300/95**	300	95	40	23,3	13	218	77,210	1	-
135176	**RJ5AU-300/120**		120			14,2		75,910	1	-
135177	**RJ5AU-300/150**		150			16		73,810	1	-
135178	**RJ5AU-300/185**		185			18		71,810	1	-
135179	**RJ5AU-300/240**		240			20		68,110	1	-
135180	**RJ5AU-400/16**		16			5,5		82,310	1	-
135181	**RJ5AU-400/25**		25			7		79,450	1	-
135182	**RJ5AU-400/35**		35			8		78,550	1	-
135183	**RJ5AU-400/50**		50			9,5		77,850	1	-
135184	**RJ5AU-400/70**		70			11		76,250	1	-
135185	**RJ5AU-400/95**	400	95	40	26,0	13	218	74,850	1	-
135186	**RJ5AU-400/120**		120			14,2		73,550	1	-
135187	**RJ5AU-400/150**		150			16		71,450	1	-
135188	**RJ5AU-400/185**		185			18		69,450	1	-
135189	**RJ5AU-400/240**		240			20		65,750	1	-
135190	**RJ5AU-400/300**		300			23		59,150	1	-

Other sections under request.

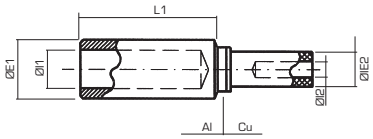

Mod. MBI

Medium voltage bimetallic joint

MBI bimetallic joint manufactured from aluminium alloy of purity equal or higher than 99.5% and electrolytic copper tube. The two parts of the bimetallic connector are joined through a friction stir welding process. Incorporates neutral grease in the aluminium part hole to avoid its oxidation. It is designed for low voltage connections.

Code	Ref.	Section (mm²)		Dimensions (mm)					Kg x 100	Bag	Box
		Al	Cu	ØE1	Øl1	L1	ØE2	Øl2			
130097	**MBI-50/16**		16			48,0	12,2	5,5	6,020	1	25
130100	**MBI-50/25**	50	25	20,0	9,0	48,0	12,2	7,0	6,500	1	25
130101	**MBI-50/35**		35			48,0	12,2	8,0	5,210	1	25
130107	**MBI-95/16**		16			48,0	12,2	5,5	6,200	1	25
130108	**MBI-95/25**		25			48,0	12,2	7,0	5,800	1	25
130109	**MBI-95/35**	95	35	20,0	12,5	48,0	12,2	8,0	4,440	1	25
130110	**MBI-95/50**		50			48,0	12,2	9,5	5,000	1	25
130111	**MBI-95/70**		70			48,0	21,0	11,0	11,900	1	25
130117	**MBI-150/16**		16			65,0	12,2	5,5	8,070	1	20
130118	**MBI-150/25**		25			65,0	12,2	7,0	7,760	1	20
130119	**MBI-150/35**		35			65,0	12,2	8,0	7,260	1	20
130120	**MBI-150/50**	150	50	25,0	15,5	65,0	12,2	9,5	8,500	1	20
130125	**MBI-150/70**		70			65,0	21,0	11,0	13,910	1	20
130130	**MBI-150/95**		95			65,0	21,0	13,0	14,300	1	20
130132	**MBI-150/120**		120			65,0	21,0	14,2	11,740	1	20
130142	**MBI-240/16**		16			65,0	12,2	5,5	11,640	1	10
130133	**MBI-240/25**		25			65,0	12,2	7,0	13,300	1	10
130134	**MBI-240/35**		35			65,0	12,2	8,0	10,830	1	10
130135	**MBI-240/50**		50			65,0	12,2	9,5	12,900	1	10
130136	**MBI-240/70**	240	70	32,0	19,5	65,0	12,2	11,0	17,480	1	10
130137	**MBI-240/95**		95			65,0	21,0	13,0	18,000	1	10
130138	**MBI-240/120**		120			65,0	21,0	14,2	15,310	1	10
130140	**MBI-240/150**		150			65,0	21,0	16,0	16,500	1	10
130141	**MBI-240/185**		185			65,0	26,0	18,0	21,170	1	10

Other sections under request.

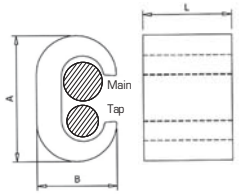

Mod. CRC

Copper compression clamp

CRC compression clamp manufactured from electrolytic copper. High versatility in different applications.
According to EN 62561-1 standard.

Code	Ref.	Main		Tap		Dimensions (mm)			Kg x 100	Bag	Box
		Max.	Min.	Max.	Min.	A	B	L			
145120	**CRC-3**	25	10	6	4	18,6	11,7	17,5	1,918	50	300
145130	**CRC-4**	25	16	10	4	19,5	11,8	17,6	1,774	50	300
145140	**CRC-5**	25	16	25	16	20,5	12,0	17,7	1,790	50	250
145150	**CRC-6**	35	35	25	4	25,2	15,5	21,1	3,848	25	125
145160	**CRC-7**	35	35	35	16	26,7	15,2	21,3	3,612	25	125
145170	**CRC-8**	70	50	35	4	33,3	20,4	27,2	9,315	10	60
145180	**CRC-9**	70	50	70	35	34,2	20,5	27,2	8,545	10	60
145190	**CRC-10**	95	70	35	16	41,9	23,8	29,1	14,795	10	40
145200	**CRC-11**	95	70	70	35	41,0	25,1	29,4	14,002	10	40
145210	**CRC-12**	95	95	95	95	39,8	25,0	29,1	12,039	10	40
145220	**CRC-13**	120	120	120	25	44,1	27,2	30,0	15,579	10	40
145230	**CRC-14**	185	150	95	50	44,5	27,2	27,5	13,105	10	50
145240	**CRC-15**	150	150	150	70	45,1	27,9	30,2	10,685	5	30
145250	**CRC-16**	185	120	185	95	53,7	33,2	35,2	25,700	5	25

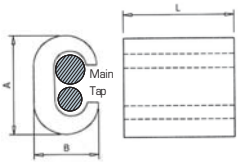

Mod. CRA

Aluminium compression clamp

CRA compression clamp manufactured from aluminium alloy of purity equal or higher than 99.5%. High versatility in different applications.

Code	Ref.	Main		Tap		Dimensions (mm)			Kg x 100	Bag	Box
		Max.	Min.	Max.	Min.	A	B	L			
140100	**CRA-1**	35	25	35	25	25,0	16,4	38,5	2,525	1	150
140110	**CRA-2**	70	50	50	50	35,0	22,0	65,0	6,880	1	100
140120	**CRA-3**	120	95	35	10	41,0	25,5	65,0	11,350	1	75
140122	**CRA-3A**	120	95	120	95	-	-	-	11,650	1	75
140130	**CRA-4**	185	150	95	70	51,9	31,5	65,0	12,150	1	50

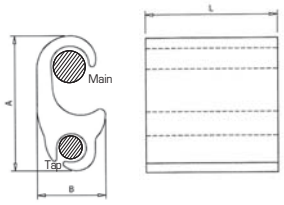

Mod. CRS

Bimetallic compression clamp

CRS compression clamp manufactured from aluminium alloy of purity equal or higher than 99.5%. High versatility in different applications.

Code	Ref.	Main		Tap		Dimensions (mm)			Kg x 100	Bag	Box
		Max.	Min.	Max.	Min.	A	B	L			
151090	**CRS-0**	35	10	35	10	42,5	19,5	46,0	1,500	1	100
151100	**CRS-1**	35	16	10	2,5	24,8	14,0	18,0	0,840	1	200
151120	**CRS-3**	120	50	70	10	53,0	25,9	50,0	0,874	1	75
151170	**CRS-8**	120	95	120	70	50,0	22,1	50,0	0,747	1	75
151180	**CRS-9**	185	120	70	10	57,0	29,0	50,0	1,028	1	65
151190	**CRS-10**	240	120	150	70	56,0	28,7	100,0	1,998	1	40
151200	**CRS-11**	240	95	240	95	56,0	31,3	100,0	1,772	1	35
151210	**CRS-12**	300	240	70	10	56,6	31,7	50,0	1,088	1	60

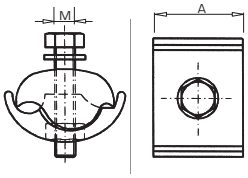

Mod. LB

Bimetallic mechanical clamp

LB clamps are manufactured from aluminium smelting. Stainless steel screws.

Code	Ref.	Main		Tap		Dimensions (mm)		Kg x 100	Bag	Box
		Max.	Min.	Max.	Min.	A	M			
155100	**LB-1**	50	6	35	6	29	6	4,060	10	40
155110	**LB-2**	120	50	35	6	35	8	10,950	10	20
155120	**LB-3**	185	50	70	10	44	10	18,250	10	10
155130	**LB-4**	70	25	70	25	32	8	9,400	10	20
155140	**LB-5**	150	95	95	25	41	10	16,600	5	10
155150	**LB-6**	150	70	150	70	40	10	16,550	5	10
155160	**LB-7**	240	95	240	50	50	12	27,300	5	5

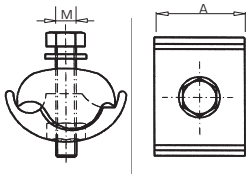

Mod. LBE-ID

Bolt-fastened tinplated compression clamp

LBE-ID clamps are made from cast aluminium with a 20 µ tinplated finish. Stainless steel hardware.

Code	Ref.	Main		Tap		Dimensions (mm)		Kg x 100	Bag	Box
		Max.	Min.	Max.	Min.	A	M			
155001	**LBE-2-ID**	120	50	35	6	29	8	10,950	1	25
155002	**LBE-3-ID**	185	50	70	10	35	10	18,250	1	10
155003	**LBE-4-ID**	70	25	70	25	44	8	9,400	1	25

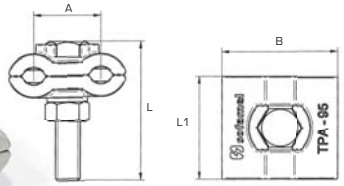

Mod. TPA

Bolt-fastened compression clamp

TPA clamps are made from aluminium alloy with a 20 µ tinplated finish. M12 stainless steel hardware.

Code	Ref.	Section	Dimensions (mm)				Kg x 100	Bag	Box
			A	B	L	L1			
156100	**TPA-95**	2 x 95	33	57	68	50	18,48	1	10

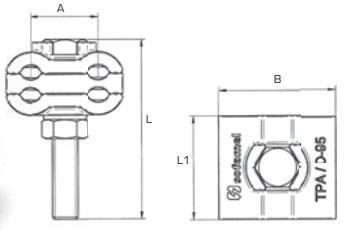

Mod. TPA/D

Bolt-fastened compression clamp

TPA/D clamps are made from aluminium alloy with a 20 µ tinplated finish. M12 stainless steel hardware.

Code	Ref.	Section	Dimensions (mm)				Kg x 100	Bag	Box
			A	B	L	L1			
156110	**TPA/D-95**	4 x 95	33	57	88	50	26,04	1	5

Mod. PGC/B

Bolt-fastened tinned compression clamp

PGC/B bimetallic clamps are manufactured in cast aluminium with 20 µm tinned finish. Fasteners in stainless steel.

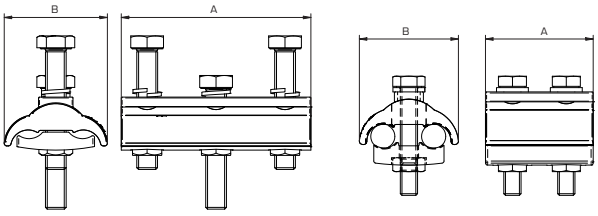

Code	Ref.	Main AL		Tap CU		Dimensions (mm)		Kg x 100	Bag	Box
		Min.	Max.	Min.	Max.	A	B			
155202	**PGC/B2-5**	25	150	10	95	50	46	14,0	1	0
155203	**PGC/B3-10**	35	300	25	240	105	65	55,4	1	0

Mod. PGC/A

Bolt-fastened compression clamp

PGC/A compression clamps are manufactured in cast aluminium.
Fasteners in stainless steel.

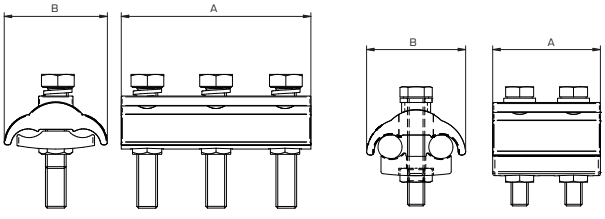

Code	Ref.	Main		Dimensions (mm)		Kg x 100	Bag	Box
		Min.	Max.	A	B			
155200	**PGC/A2-5**	16	150	50	46	13,5	1	0
155201	**PGC/A3-10**	35	300	105	65	54,8	1	0

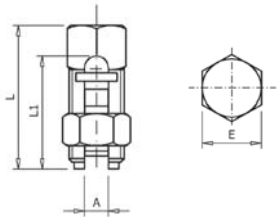

Mod. APC

Copper split-bolt connector

APC split-bolt connector manufactured from brass with a copperplated finish to improve electrical contact.

Code	Ref.	Main		Tap		Dimensions (mm)				Kg x 100	Bag	Box
		Max.	Min.	Max.	Min.	L	L1	E	A			
165010	**APC-6/6**	6	4	6	1,5	24,0	19,0	10,0	3,6	1,670	25	200
165020	**APC-10/6**	10	6	10	2,5	27,4	21,8	12,0	4,5	2,790	25	150
165030	**APC-16/16**	16	10	16	2,5	34,0	22,7	13,0	5,6	3,820	25	100
165040	**APC-25/25**	25	16	25	2,5	41,8	33,1	17,0	7,2	6,840	10	50
165090	**APC-35/35**	35	16	35	2,5	41,8	33,8	17,0	7,4	6,640	10	40
165100	**APC-50/50**	50	25	50	2,5	46,4	38,0	18,0	9,6	7,780	10	40
165110	**APC-70/70**	70	35	70	2,5	49,4	42,2	20,0	10,8	8,500	10	30
165115	**APC-95/95**	95	50	95	10	53,7	46,4	24,0	12,1	9,300	10	20
165120	**APC-120/120**	120	50	120	10	60,5	53,5	26,7	15,3	10,100	5	15
165130	**APC-185/185**	185	70	185	70	69,1	61,0	30,0	17,6	11,000	5	10
165140	**APC-240/240**	240	70	240	70	75,6	68,0	35,4	21,5	12,500	5	10

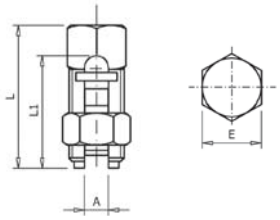

Mod. APB

Bimetallic split-bolt connector

APB split-bolt connector manufactured from brass with tinplated finish to improve electrical contact.Incorporates a buffer stop to differentiate cable connections.

Code	Ref.	Main		Tap		Dimensions (mm)				Kg x 100	Bag	Box
		Max.	Min.	Max.	Min.	L	L1	E	A			
160100	**APB-25/25**	25	16	25	2,5	42,0	34,0	16,9	7,2	7,480	10	60
160110	**APB-35/35**	35	16	35	2,5	42,0	34,0	16,9	7,4	8,034	10	60
160120	**APB-50/50**	50	25	50	2,5	46,6	37,6	18,0	9,6	8,800	10	40
160130	**APB-70/70**	70	35	70	2,5	49,0	42,5	20,0	11,0	9,600	10	40
160140	**APB-120/120**	120	50	120	10	61,1	53,2	26,9	15,3	11,200	5	15

Earthing rods

100 or 300 microns

Earthing rod manufactured from calibrated steel with of 100 or 300 microns electrolytic copperplated treatment.

*According to UNE 202006 standard.
Have AENOR certificated mark.

CE

Earthing rod 100µ - Ø 14,2 mm

Code	Ref.	Dimensions		Bag	Box	Pallet
		L	D			
T101415	**Earthing rod 100µ - Ø 14,2 Long 1,5 m**	1,5 m	14,2 mm	10	100	400
T101420	**Earthing rod 100µ - Ø 14,2 Long 2,0 m**	2,0 m	14,2 mm	10	100	400

Earthing rod 100µ - Ø 18,2 mm

Code	Ref.	Dimensions		Bag	Box	Pallet
		L	D			
T101820	**Earthing rod 100µ - Ø 18,2 Long 2,0 m**	2,0 m	18,2 mm	5	100	400

Earthing rod 300µ - Ø 14,6 mm

Code	Ref.	Dimensions		Bag	Box	Pallet
		L	D			
T301420	**Earthing rod 300µ - Ø 14,6 Long 2,0 m**	2,0 m	14,6 mm	10	100	400

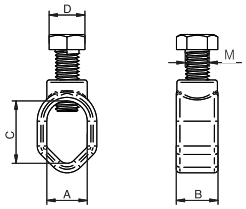

Mod. TGT142C

Reinforced earthing rod clamp

Ground-wire staples manufactured in brass with zinc steel screw.
Closed ground-wire staple in C.

Code	Ref.	M		Dimensions (mm)					Kg x 100	Bag	Package
				A	B	C	D	M			
TGT142C	**Closed earthing rod**	M-10	15	17	17,5	26	15	M10	7,200	10	50

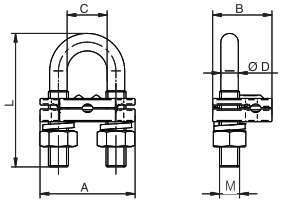

Mod. TGT142

Earthing rod clamp

Earthing rod clamp manufactured from brass with galvanized steel ring.
For Ø 14,2 mm earthing rods.

Code	Ref.	Cable Section		Dimensions (mm)						Kg x 100	Bag	Box
		Min.	Max.	A	B	C	ØD	L	M			
TGT142	**Earthing rod clamp GT 142**	16	50	38	23,7	16	7	53	M8	8,300	10	40

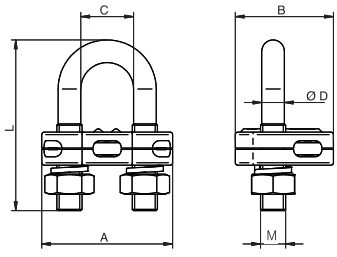

Mod. TGT142 RF

Reinforced earthing rod clamp

Earthing rod clamp manufactured from brass from galvanized steel ring.
The cable tie walls thickness improves the safety and durability of the cable connection. For Ø 18,6 mm max. earthing rods.

Code	Ref.	Cable Section		Dimensions (mm)						Kg x 100	Bag	Box
		Min.	Max.	A	B	C	ØD	L	M			
TGT142 RF	**Reinforced earthing rod clamp**	35	150	52	39	21	9	65	M10	19,200	5	15

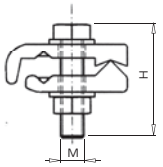

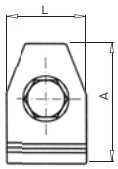

Mod. GTR

Earthing clamp

GTR earthing clamp manufactured from brass with steel screws. With high robustness, they are designed for earthing connections.

Code	Ref.	Main		Tap		Dimensions (mm)				Kg x 100	Bag	Box
		Max.	Min.	Max.	Min.	A	L	H	M			
170100	**GTR-50/150**	16	10	150	50	61	40	67	12	33,000	-	15

TRP-1

TRP-2

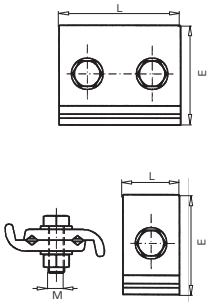

Mod. TRP

Copper parallel earthing clamp

TRP clamp manufactured from brass with steel screws. They are available with one or two screws and in two different lengths depending on the required application. With high robustness, they are designed for overhead line cables.

Code	Ref.	Main		Tap		Dimensions (mm)			Kg x 100	Bag	Box
		Max.	Min.	Max.	Min.	E	L	M			
175100	**TRP-1-25/150**	150	25	150	25	68	43	12	29,000	-	15
175110	**TRP-2-25/150**	150	25	150	25	68	62	12	58,000	-	6
175120	**TRP-2-25/150-R**	150	25	150	25	68	90	12	81,000	-	5

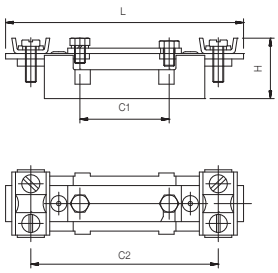

Mod. PTR

Neutral earthing switch

The neutral PTR earthing switch is manufactured from polyester.
It admits a maximum cable capacity of 70 mm².

Code	Ref.	Dimensions (mm)				Kg x 100	Box	Pallet
		L	H	C1	C2			
240100	**PTR**	117,5	23	25	103	-	1	10

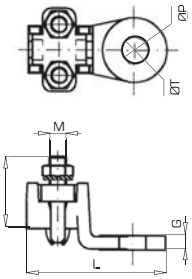

Mod. TR

Setscrew joint straigth entry

TR screw terminal manufactured from brass with galvanized steel screws and cable ties.

Code	Ref.	Ø Bar (mm)		Cable (mm²)		Dimensions (mm)						Kg x 100	Bag	Box
		Max.	Min.	Max.	Min.	H	L	M	ØP	ØT	G			
180100	**TR-10/50**	10	4	70	10	31	52	5	26,5	13	5	6,500	-	40
180110	**TR-25/120**	14	6	120	16	42	68	8	32,5	13	7	18,600	-	20
180120	**TR-70/150**	16	10	150	25	54	77	8	35,5	13	6	23,400	-	15
180130	**TR-150/240**	20	14	240	120	42	78	6	41,0	16	6	22,100	-	10
180140	**TR-240/400**	24	20	400	240	53	105	7	54,0	18	8	47,700	-	5

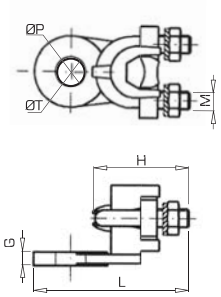

Mod. TRE

Setscrew joint 90° entry

TRE screw terminal manufactured from brass with galvanized steel screws and cable ties. Its particular orientation makes it suitable for installations where connection needs a specific placement.

Code	Ref.	Ø Bar (mm)		Cable (mm²)		Dimensions (mm)						Kg x 100	Bag	Box
		Max.	Min.	Max.	Min.	H	L	M	ØP	ØT	G			
185100	**TRE-10/50**	10	4	70	10	31	57	5	26,5	12,5	5,5	6,700	-	40
185110	**TRE-25/120**	14	6	120	16	42	68	8	32,5	12,5	6,0	18,500	-	20



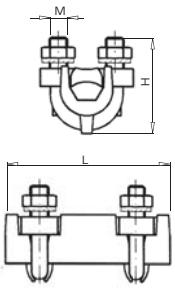

Mod. TRM

Setscrew joint

TRM setscrew joint manufactured from brass with galvanized steel screws and cable ties.

Code	Ref.	Ø Bar (mm)		Cable (mm²)		Dimensions (mm)			Kg x 100	Bag	Box
		Max.	Min.	Max.	Min.	H	L	M			
190100	**TRM-10/50**	10	4	50	10	31	47	5	8,600	-	35
190110	**TRM-25/120**	14	6	120	16	42	65	8	25,350	-	15
190120	**TRM-70/150**	16	10	150	25	55	70	8	33,800	-	10



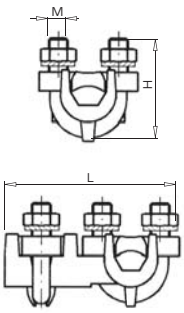

Mod. TRT

Tap setscrew joint

TRT setscrew joint manufactured from brass with galvanized steel screws and cable ties.

Code	Ref.	Ø Bar (mm)		Cable (mm²)		Dimensions (mm)			Kg x 100	Bag	Box
		Max.	Min.	Max.	Min.	H	L	M			
195100	**TRT-10/50**	10	4	50	10	31	52,0	5	8,800	-	35
195110	**TRT-25/120**	14	6	120	16	42	73,0	8	26,700	-	15
195120	**TRT-70/150**	16	10	150	25	52	82,5	8	34,700	-	10

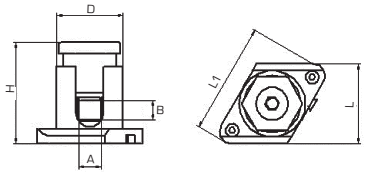

CE

Mod. BUS

Polyamide one-pole strip block

BUS strip block manufactured from 6.6 auto-extinguishing polyamide according to CE Directive. All terminals are linkable between them and are suitable for connections and panel boards applications.

Code	Ref.	Section (mm²)	Dimensions (mm)						Kg x 100	Bag	Box
			A	B	D	H	L	L1			
233130	**BUS-10/16**	10/16	6,5	10,0	25,0	40,0	33,0	48,0	2,600	-	50
233150	**BUS-25/35**	25/35	8,5	12,0	25,0	43,0	33,0	48,0	3,400	-	40
233160	**BUS-50**	50	10,0	14,5	31,5	52,0	40,0	58,0	5,300	-	25
233170	**BUS-70**	70	12,0	26,0	38,0	68,0	47,0	69,0	8,000	-	20
233180	**BUS-95**	95	15,5	30,0	45,0	85,0	51,0	83,0	11,300	-	15
233190	**BUS-120**	120	14,0	34,0	48,0	61,0	54,0	83,0	75,700	-	4
233200	**BUS-150**	150	21,0	34,0	52,0	80,0	73,5	122,0	14,100	-	15

Mod. ADRI

Polyamide ten-pole strip block

ADRI strip block manufactured from 6.6 auto-extinguishing polyamide according to CE Directive. All terminals are supplied in ten-pole strips and are suitable for connections and panel boards applications.

CE

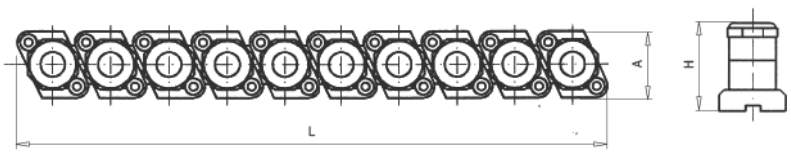

Code	Ref.	Section (mm²)	Dimensions (mm)			Kg x 100	Bag	Box
			A	H	L1			
231100	**ADRI-6**	6	28,5	19,5	164	5,340	-	10
231110	**ADRI-10**	10	28,5	24,0	204	11,600	-	10
231120	**ADRI-16**	16	28,5	27,2	214	14,540	-	10
231130	**ADRI-25**	25	28,5	29,3	224	16,660	-	10
231140	**ADRI-35**	35	28,5	34,2	261	28,660	-	10

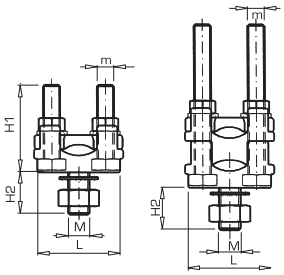

Mod. TRF

Turret bimetallic clamp

TRF and TRF/D bimetallic clamp manufactured from brass with tinplated finish to improve electrical contact. Suitable for electrical panel boards.

Code	Ref.	Ø Bar (mm)		Cable (mm²)		Dimensions (mm)					Kg x 100	Bag	Box
		Max.	Min.	Max.	Min.	H1	H2	L	M	m			
200100	**TRF-25/50**	10	3	50	4	29	15,5	29	6	5	5,840	-	50
200110	**TRF-50/80**	12	4	95	6	34	1,08	33	8	6	9,900	-	30
200120	**TRF-80/150**	16	7	150	25	41	18,5	42	10	8	17,500	-	20
200130	**TRF-150/240**	20	10	240	50	48	20,0	52	12	10	32,800	-	10
200140	**TRF/D-25/50**	10	3	50	4	34	15,5	29	6	5	7,400	-	40
200150	**TRF/D-50/80**	12	4	95	6	65	16,5	33	8	6	15,700	-	20
200160	**TRF/D-80/150**	16	7	150	25	76	18,5	42	10	8	27,000	-	15
200170	**TRF/D-150/240**	20	10	240	50	88	20,0	52	12	10	57,000	-	6



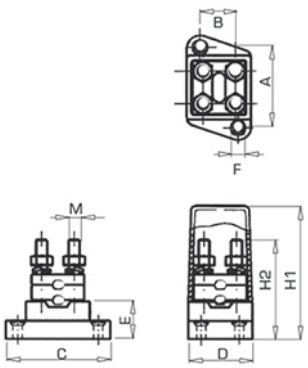

Mod. BEB

Bimetallic clamp

BEB bimetallic clamp manufactured from brass with tinplated finish. The base is made of bakelite which grants a high temperature resistance.

Code	Ref.	Ø Bar (mm)		Dimensions (mm)									Kg x 100	Bag	Box
		Max.	Min.	A	B	C	D	E	F	H1	H2	M			
220100	**BEB-63**	70	70	42	22	56	34	20	4,0	63	53	6	16,200	-	12
220110	**BEB-95**	95	95	54	30	72	44	22	5,5	76	72	7	30,800	-	6
220120	**BEB-150**	150	150	66	40	84	54	25	5,5	87	82	7	45,600	-	3
220130	**BEB-240**	240	240	82	45	101	64	26	6,5	102	96	8	72,200	-	2

SKL

- *New polypropylene terminal strip* CE
- *Easy to divide*
- *Have AENOR certificate mark*

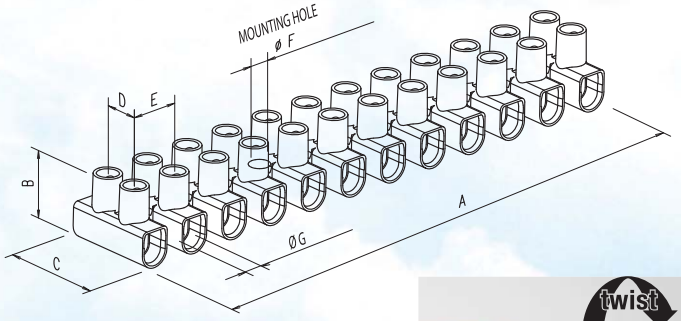

Mod. SKL

Terminal strip

SKL terminal strip manufactured from polypropylene with additives.
According to RoHS directive.



ÖVE VDE AENOR CE

According to 60998-1/1993 and EN 60998-2-1/1993 standards and all main certificates in Europe.

Code	Ref.	Colour	Section (mm²)	Metrics	Dimensions (mm)							Kg x 100	Bag	Box
					A	B	C	ØG	E	D	ØF			
315350	SKL-4	◇	4	M2,6	94,9	13,0	16,6	3,2	8,1	6,4	2,6	19,0	10	500
315360	SKL-6	◇	6	M3,0	116,5	14,9	18,9	3,6	10,0	7,3	3,4	26,5	10	250
315370	SKL-10	◇	10	M3,5	133,8	17,3	23,4	4,3	11,5	10,0	3,7	43,6	10	250
315380	SKL-16	◇	16	M4,0	174,5	20,7	25,0	5,5	15,0	11,0	4,9	76,8	10	100
315390	SKL-25	◇	25	M5,0	187,3	28,0	30,0	7,0	16,0	11,5	4,5	116,0	10	50
315400	SKL-35	◇	35	M5,0	211,0	29,6	36,4	8,0	18,0	15,0	4,5	174,6	10	50
315410	SKL-4N	◆	4	M2,6	94,9	13,0	16,6	3,2	8,1	6,4	2,6	19,0	10	500
315420	SKL-6N	◆	6	M3,0	116,5	14,9	18,9	3,6	10,0	7,3	3,4	26,5	10	250
315430	SKL-10N	◆	10	M3,5	133,8	17,3	23,4	4,3	11,5	10,0	3,7	43,6	10	250
315440	SKL-16N	◆	16	M4,0	174,7	20,7	25,0	5,5	15,0	11,0	4,9	76,8	10	100
315450	SKL-25N	◆	25	M5,0	187,3	28,0	30,0	7,0	16,0	11,5	4,5	116,0	10	50
315460	SKL-35N	◆	35	M5,0	211,0	29,6	36,4	8,0	18,0	15,0	4,5	174,6	10	50

Mod. APF

Cord end terminal

APF cord end terminal manufactured from electrolytic copper capillary tube with a tinplated finish to improve electrical contact. The insulating part is made of polypropilene (PP).

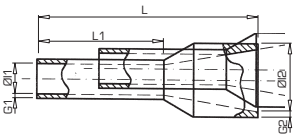

Section (mm²)	L1	Code	Ref.	Colour F	Code	Ref.	Colour W	Code	Ref.	Colour DIN
0,50	8	245100	APF-0,50	WHITE	246100	APF-0,50 W	ORANGE	245100	APF-0,50	WHITE
	10	260100	APF/L-0,50		261100	APF/L-0,50 W		260100	APF/L-0,50	
0,75	8	245110	APF-0,75	BLUE	246110	APF-0,75 W	WHITE	250110	APF-0,75 D	GREY
	12	260110	APF/L-0,75		261110	APF/L-0,75 W		262110	APF/L-0,75 D	
1	8	245120	APF-1,00	RED	246120	APF-1,00 W	YELLOW	245120	APF-1,00	RED
	12	260120	APF/L-1,00		261120	APF/L-1,00 W		260120	APF/L-1,00	
1,5	8	245130	APF-1,50	BLACK	246130	APF-1,50 W	RED	245130	APF-1,50	BLACK
	18	260130	APF/L-1,50		261130	APF/L-1,50 W		260130	APF/L-1,50	
2,5	8	245140	APF-2,50	GREY	246140	APF-2,50 W	BLUE	246140	APF-2,50 W	BLUE
	18	260140	APF/L-2,50		261140	APF/L-2,50 W		261140	APF/L-2,50 W	
4	10	245150	APF-4,00	ORANGE	246150	APF-4,00 W	GREY	246150	APF-4,00 W	GREY
	18	260150	APF/L-4,00		261150	APF/L-4,00 W		261150	APF/L-4,00 W	
6	12	245160	APF-6,00	GREEN	246160	APF-6,00 W	BLACK	250160	APF-6,00 D	YELLOW
	18	260160	APF/L-6,00		261160	APF/L-6,00 W		262160	APF/L-6,00 D	
10	12	245170	APF-10,00	BROWN	246170	APF-10,00 W	IVORY	250170	APF-10,00 D	RED
	18	260170	APF/L-10,00		261170	APF/L-10,00 W		262170	APF/L-10,00 D	
16	12	245180	APF-16,00	IVORY	246180	APF-16,00 W	GREEN	250180	APF-16,00 D	BLUE
	18	260180	APF/L-16,00		261180	APF/L-16,00 W		262180	APF/L-16,00 D	
25	16	245190	APF-25,00	BLACK	246190	APF-25,00 W	BROWN	250190	APF-25,00 D	YELLOW
	22	260190	APF/L-25,00		261190	APF/L-25,00 W		262190	APF/L-25,00 D	
35	16	245200	APF-35,00	RED	246200	APF-35,00 W	BEIGE	245200	APF-35,00	RED
	22	260200	APF/L-35,00		261200	APF/L-35,00 W		260200	APF/L-35,00	
50	20	245210	APF-50,00	BLUE	246210	APF-50,00 W	OLIVE	245210	APF-50,00	BLUE
	25	260210	APF/L-50,00		261210	APF/L-50,00 W		260210	APF/L-50,00	

Mod. APF

Cord end terminal

APF cord end terminal manufactured from electrolytic copper capillary tube with a tinplated finish to improve electrical contact. The insulating part is made of polypropilene (PP).

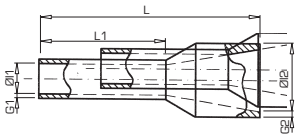

Section (mm²)	Dimensions (mm)						Kg x 1.000	Bag	Box
	L	L1	Øl1	G1	Øl2	G2			
0,50	14,5	8	1,0	0,15	2,6	0,25	0,090	100	4000
	16,0	10	1,0	0,15	2,6	0,25	0,090	100	3500
0,75	14,6	8	1,2	0,15	2,8	0,25	0,100	100	4000
	18,4	12	1,2	0,15	2,8	0,25	0,120	100	3500
1	14,6	8	1,4	0,15	3,0	0,25	0,100	100	3500
	18,4	12	1,4	0,15	3,0	0,25	0,130	100	3000
1,5	14,6	8	1,7	0,15	3,5	0,25	0,120	100	3000
	24,4	18	1,7	0,15	3,5	0,25	0,200	100	2500
2,5	15,2	8	2,2	0,15	4,0	0,25	0,170	100	2500
	25,0	18	2,2	0,15	4,0	0,25	0,260	100	2000
4	16,5	10	2,8	0,20	4,4	0,30	0,230	100	2000
	25,5	18	2,8	0,20	4,4	0,30	0,360	100	1600
6	20,0	12	3,5	0,20	6,3	0,30	0,360	100	1000
	26,0	18	3,5	0,20	6,3	0,30	0,690	100	800
10	21,5	12	4,5	0,20	7,6	0,40	0,530	100	800
	27,5	18	4,5	0,20	7,6	0,40	0,690	100	400
16	22,2	12	5,8	0,20	8,8	0,40	0,740	100	500
	28,2	18	5,8	0,20	8,8	0,40	0,980	100	300
25	29,0	16	7,3	0,20	11,2	0,40	1,080	50	350
	35,0	22	7,3	0,20	11,2	0,40	1,250	50	200
35	30,0	16	8,3	0,20	12,5	0,50	1,250	50	250
	39,0	22	8,3	0,20	12,5	0,50	1,550	50	200
50	36,0	20	10,3	0,30	15,0	0,60	2,170	50	150
	40,0	25	10,3	0,30	15,0	0,60	2,600	25	125

Mod. APF/D

Twin cord end terminal

APF/D cord end terminal manufactured from electrolytic copper capillary tube with a tinplated finish to improve electrical contact. The insulating part is made of polypropilene (PP). It is designed for electrical panel boards.

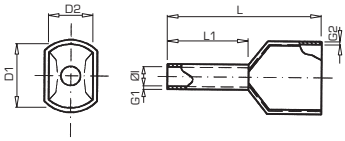

Section (mm²)	L1	Code	Ref.	Colour F	Code	Ref.	Colour W	Code	Ref.	Colour DIN
0,50	8	255100	APF/D-0,50 D	WHITE	256100	APF/D-0,50 W	ORANGE	255100	APF/D-0,50 D	WHITE
0,75	8	258110	APF/D-0,75	BLUE	256110	APF/D-0,75 W	WHITE	255110	APF/D-0,75 D	GREY
1	8	255120	APF/D-1,00 D	RED	256120	APF/D-1,00 W	YELLOW	255120	APF/D-1,00 D	RED
1,5	8	255130	APF/D-1,50 D	BLACK	256130	APF/D-1,50 W	RED	255130	APF/D-1,50 D	BLACK
2,5	10	258140	APF/D-2,50	GREY	255140	APF/D-2,50 D	BLUE	255140	APF/D-2,50 D	BLUE
4	12	258150	APF/D-4,00	ORANGE	255150	APF/D-4,00 D	GREY	255150	APF/D-4,00 D	GREY
6	14	258160	APF/D-6,00	GREEN	256160	APF/D-6,00 W	BLACK	255160	APF/D-6,00 D	YELLOW
10	14	258170	APF/D-10,00	BROWN	256170	APF/D-10,00 W	IVORY	255170	APF/D-10,00 D	RED
16	14	258180	APF/D-16,00	IVORY	256180	APF/D-16,00 W	GREEN	255180	APF/D-16,00 D	BLUE

Mod. APF/D

Twin cord end terminal

APF/D cord end terminal manufactured from electrolytic copper capillary tube with a tinplated finish to improve electrical contact. The insulating part is made of polypropilene (PP). It is designed for electrical panel boards.

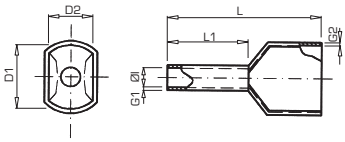

Section (mm²)	Dimensions (mm)							x 1.000	Bag	Box
	ØI	D2	D1	L	L1	G1	G2			
0,50	1,5	2,5	4,7	15,0	8,0	0,15	0,25	0,110	100	3500
0,75	1,8	2,8	5,0	15,0	8,0	0,15	0,25	0,140	100	3500
1	2,3	3,4	5,4	15,0	8,0	0,15	0,30	0,160	100	2500
1,5	2,3	3,6	6,6	16,0	8,0	0,15	0,30	0,200	100	2000
2,5	2,9	4,2	7,8	18,5	10,0	0,20	0,30	0,300	100	1000
4	3,8	4,9	8,8	23,0	12,0	0,20	0,30	0,460	100	800
6	4,9	6,9	10,0	26,0	14,0	0,20	0,40	0,640	100	500
10	6,5	7,2	13,0	26,0	14,0	0,20	0,40	0,990	100	400
16	8,3	9,6	18,4	30,0	14,0	0,30	0,40	1,450	100	200

Mod. PF

Non-insulated cord end terminal

PF cord end terminal manufactured from electrolytic copper capillary tube with a tinplated finish to improve electrical contact.

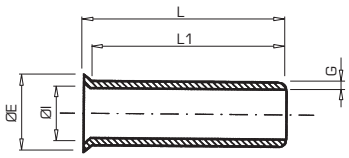

Code	Ref.	Section (mm²)	Dimensions (mm)					Kg x 1.000	Bag	Box
			L	L1	ØI	ØE	G			
265100	**PF-0,50/6**	0,50	6,1	5,3	1,3	2,1	0,15	0,020	100	6000
265110	**PF-0,75/6**	0,75	6,1	5,3	1,7	2,5	0,15	0,050	100	6000
265120	**PF-1,00/10**	1,00	10,0	9,3	1,4	2,5	0,15	0,070	100	6000
265140	**PF-1,50/10**	1,50	10,0	9,0	1,7	2,8	0,15	0,080	100	6000
265160	**PF-2,50/10**	2,50	10,0	9,0	2,2	3,4	0,15	0,090	100	5000
265190	**PF-4,00/12**	4,00	12,0	11,0	2,8	4,0	0,20	0,180	100	4000
265200	**PF-6,00/12**	6,00	12,0	11,0	3,5	4,7	0,20	0,230	100	3300
265220	**PF-10,00/18**	10,00	18,0	17,0	4,5	5,8	0,20	0,460	100	2500
265240	**PF-16,00/18**	16,00	18,0	17,0	5,8	7,5	0,20	0,650	100	1000
265255	**PF-25,00/22**	25,00	22,5	21,0	7,7	9,5	0,20	0,810	100	800
265258	**PF-35,00/25**	35,00	25,5	24,0	8,7	11,0	0,20	1,170	100	500
265265	**PF-50,00/25**	50,00	25,5	24,0	10,9	13,5	0,20	1,720	50	250

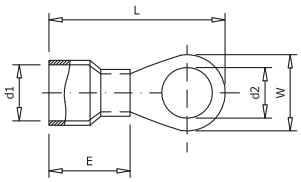

Mod. AT

Insulated ring terminal

AT terminal manufactured from electrolytic copper strap with PVC insulation.

Code	Ref.	Section (mm²)	Metric	Dimensions (mm)					Kg x 1.000	Bag	Box
				d2	W	E	d1	L			
270100	AT-1,5/3	1,5	3	3,2	5,5	10,0	1,7	17,5	0,580	100	1600
270110	AT-1,5/4		4	4,3	6,6			19,4	0,620	100	1600
270120	AT-1,5/5		5	5,3	8,0			20,8	0,680	100	1600
270130	AT-1,5/6		6	6,4	10,0			23,0	0,850	100	1000
270140	AT-1,5/8		8	8,4	11,6			26,8	0,930	100	1000
270150	AT-1,5/10		10	10,5	13,6			30,5	1,020	100	800
270160	AT-2,5/3	2,5	3	3,2	6,6	10,0	2,3	17,8	0,708	100	1400
270170	AT-2,5/4		4	4,3	6,6			19,4	0,710	100	1400
270180	AT-2,5/5		5	5,3	8,5			21,8	0,829	100	1200
270190	AT-2,5/6		6	6,4	11,0			26,8	1,172	100	1000
270200	AT-2,5/8		8	8,4	11,8			26,8	1,000	100	1000
270210	AT-2,5/10		10	10,5	13,6			305	1,141	100	800
270220	AT-6/4	6,0	4	4,3	7,2	13,0	3,4	22,7	1,341	100	800
270230	AT-6/5		5	5,3	9,5			26,0	1,623	100	700
270240	AT-6/6		6	6,4	12,0			29,5	1,927	100	600
270250	AT-6/8		8	8,4	15,0			34,0	2,374	100	500
270260	AT-6/10		10	10,5	15,0			34,0	2,103	100	500

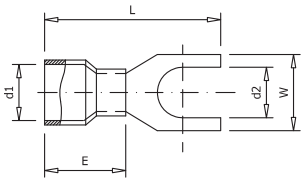

Mod. AU

Insulated fork terminal

AU terminal manufactured from electrolytic copper strap with PVC insulation.

Code	Ref.	Section (mm²)	Metric	Dimensions (mm)					Kg x 1.000	Bag	Box
				d2	W	E	d1	L			
275100	AU-1,5/3	1,5	3	3,2	5,7	10,0	1,7	21,0	0,660	100	1600
275110	AU-1,5/4		4	4,3	6,4			21,0	0,650	100	1600
275120	AU-1,5/5		5	5,3	8,1			21,0	0,680	100	1400
275130	AU-1,5/6		6	6,4	9,5			21,0	0,680	100	1400
275140	AU-1,5/8		8	-	-			-	1,000	100	1000
275160	AU-2,5/3	2,5	3	3,2	5,7	10,0	2,3	21,0	0,771	100	1400
275170	AU-2,5/4		4	4,3	6,4			21,0	0,748	100	1400
275180	AU-2,5/5		5	5,3	7,9			21,0	0,786	100	1200
275190	AU-2,5/6		6	6,4	9,3			21,0	0,781	100	1200
275200	AU-2,5/8		8	-	-			-	0,946	100	800
275220	AU-6/4	6,0	4	4,3	8,3	13,0	3,4	25,5	1,542	100	800
275230	AU-6/5		5	5,3	9,0			25,5	1,523	100	800
275240	AU-6/6		6	6,4	9,0			25,5	1,417	100	700
275250	AU-6/8		8	8,4	14,0			30,5	2,116	100	600

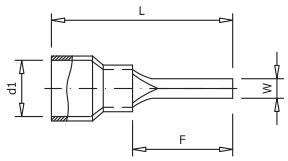

Mod. AP

Insulated pin terminal

AP terminal manufactured from electrolytic copper strap with PVC insulation.

Code	Ref.	Section (mm²)	Dimensions (mm)				Kg x 1.000	Bag	Box
			W	F	L	d1			
285100	AP-1,5	1,5	1,9	10,0	20,0	1,7	0,670	100	2000
285130	APL-1,5	1,5	1,9	12,0	21,8	1,7	0,720	100	2000
285110	AP-2,5	2,5	1,9	10,0	20,0	2,3	0,752	100	1800
285140	APL-2,5	2,5	1,9	12,0	21,8	2,3	0,806	100	1800
285120	AP-6	6,0	2,8	13,0	27,0	3,4	1,639	100	800

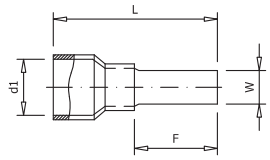

Mod. APP

Insulated blade terminal

APP terminal manufactured from electrolytic copper strap with PVC insulation.

Code	Ref.	Section (mm²)	Dimensions (mm)				Kg x 1.000	Bag	Box
			W	F	L	d1			
290100	APP-1,5	1,5	2,8	9,0	18,8	1,7	0,580	100	1600
290130	APPL-1,5	1,5	2,2	18,0	27,8	1,7	0,660	100	1400
290110	APP-2,5	2,5	2,8	9,0	18,8	2,3	0,670	100	1600
290140	APPL-2,5	2,5	2,2	18,0	27,8	2,3	0,766	100	1400
290120	APP-6	6,0	2,8	10,0	23,0	3,4	1,221	100	900
290150	APPL-6	6,0	4,5	18,0	31,0	3,4	1,693	100	700

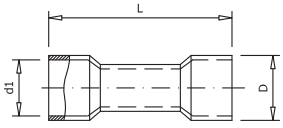

Mod. AML

Insulated butt-connector

AML butt-connector manufactured from electrolytic copper strap with PVC insulation. Incorporates an inside fitting which provides a better security to stand possible mechanical vibrations.

Code	Ref.	Section (mm²)	Dimensions (mm)			Kg x 1.000	Bag	Box
			L	D	L			
300100	AML-1,5	1,5	24,2	4,0	1,7	0,840	100	1000
300110	AML-2,5	2,5	24,2	4,5	2,3	1,010	100	800
300120	AML-6	6,0	26,0	6,3	3,4	2,130	100	500

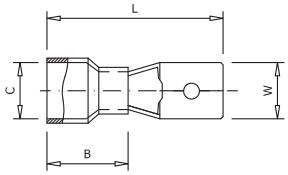

Mod. AFM

Insulated male connector

AFM connector manufactured from electrolytic copper strap with PVC insulation. Incorporates an inside fitting which provides a better security to stand possible mechanical vibrations.

Code	Ref.	Section (mm²)	Dimensions (mm)				Kg x 1.000	Bag	Box
			W	L	B	C			
295100	**AFM-1,5**	1,5	6,35	21,8	10,5	1,7	0,794	100	1600
295110	**AFM-2,5**	2,5	6,35	21,8	10,5	2,3	0,882	100	1400
295120	**AFM-6,0**	6,0	6,35	24,0	13,0	3,4	1,494	100	800

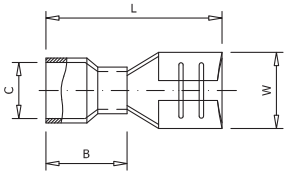

Mod. AFH

Insulated female connector

AFH connector manufactured from electrolytic copper strap with PVC insulation. Incorporates an inside fitting which provides a better security to stand possible mechanical vibrations.

Code	Ref.	Section (mm²)	Dimensions (mm)				Kg x 1.000	Bag	Box
			W	L	B	C			
280100	**AFH-1,5/2,8**	1,5	3,2	19,0	10,5	1,7	0,604	100	1600
280120	**AFH-1,5/4,8**		5,0	19,4	10,5	1,7	0,754	100	1400
280130	**AFH-1,5/6,3**		6,6	20,8	10,5	1,7	0,874	100	1200
280140	**AFH-2,5/4,8**	2,5	5,0	19,4	10,5	2,3	0,942	100	1400
280150	**AFH-2,5/6,3**		6,6	20,8	10,5	2,3	1,022	100	1000
280160	**AFH-6/6,3**	6,0	6,6	23,3	13.0	3,4	1,534	100	700
280170	**AFH-6/9,5**		10,0	28,6	13,0	3,4	2,534	100	500

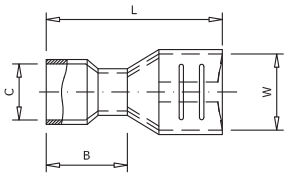

Mod. AFH/A

Fully insulated female connector

AFH/A connector manufactured from electrolytic copper strap with PVC insulation. Incorporates an inside fitting which provides a better security to stand possible mechanical vibrations.

Code	Ref.	Section (mm²)	Dimensions (mm)				Kg x 1.000	Bag	Box
			W	L	B	C			
305100	**AFH/A-1,5**	1,5	6,6	21,8	10,5	1,7	1,094	100	800
305110	**AFH/A-2,5**	2,5		22,2	10,5	2,3	1,282	100	800
305120	**AFH/A-6**	6,0		24,2	12,5	3,4	1,764	100	500

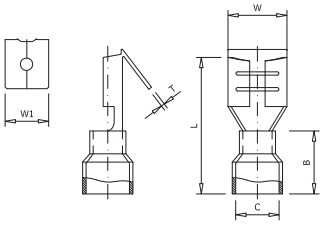

Mod. AFH/M

Insulated piggyback terminal

AFH/M terminal manufactured from electrolytic copper strap with PVC insulation. Incorporates an inside fitting which provides a better security to stand possible mechanical vibrations.

Code	Ref.	Section (mm²)	Dimensions (mm)							Kg x 1.000	Bag	Box
			W	W1	L	B	C	T	Thickness			
305130	**AFH/M-1,5**	1,5	6,6	6,35	22,5	10,5	1,7	3,5	0,8	1,294	100	1600
305140	**AFH/M-2,5**	2,5	6,6	6,35	22,5	10,5	2,3	4,3		1,442	100	1600

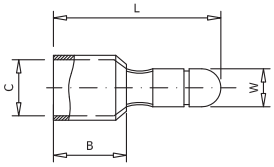

Mod. ACM

Insulated male bullet terminal

ACM terminal manufactured from electrolytic copper strap with PVC insulation. Incorporates an inside fitting which provides a better security to stand possible mechanical vibrations.

Code	Ref.	Section (mm²)	Dimensions (mm)				Kg x 1.000	Bag	Box
			W	L	B	C			
305150	**ACM-1,5**	1,5	4,0	21,0	10,0	1,7	0,620	100	1600
305160	**ACM-2,5**	2,5				2,3	0,680	100	1600

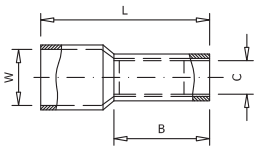

Mod. ACH

Insulated socket connector

ACH connector manufactured from electrolytic copper strap with PVC insulation. Incorporates an inside fitting which provides a better security to stand possible mechanical vibrations.

Code	Ref.	Section (mm²)	Dimensions (mm)				Kg x 1.000	Bag	Box
			W	L	B	C			
305170	**ACH-1,5**	1,5	3,9	23,8	10,0	2,7	1,010	100	1000
305180	**ACH-2,5**	2,5				3,2	0,980	100	1000

Mod. BR

Polyamide 6 cable tie

BR cable ties are manufactured from 6.6 polyamide. Available in black or natural.

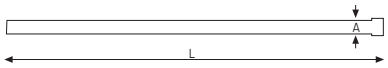

Code	Ref.	Dimensions (mm)		Colour	Bag	Box
		L	A			
335100	BRB-80.24	80	2,4	Natural	100	-
335110	BRB-100.25	100	2,5	Natural	100	-
335120	BRB-140.25	140	2,5	Natural	100	-
335130	BRB-160.25	160	2,5	Natural	100	-
335140	BRB-200.25	200	2,5	Natural	100	-
335150	BRB-150.36	150	3,6	Natural	100	-
335160	BRB-200.36	200	3,6	Natural	100	-
335170	BRB-250.36	250	3,6	Natural	100	-
335180	BRB-300.36	300	3,6	Natural	100	-
335190	BRB-370.36	370	3,6	Natural	100	-
335200	BRB-190.48	190	4,8	Natural	100	-
335210	BRB-250.48	250	4,8	Natural	100	-
335220	BRB-280.48	280	4,8	Natural	100	-
335230	BRB-370.48	370	4,8	Natural	100	-
335240	BRB-390.48	390	4,8	Natural	100	-
335250	BRB-200.76	200	7,6	Natural	100	-
335260	BRB-250.76	250	7,6	Natural	100	-
335270	BRB-300.76	300	7,6	Natural	100	-
335280	BRB-380.76	380	7,6	Natural	100	-
335290	BRN-80.24	80	2,4	Black	100	-
335300	BRN-100.25	100	2,5	Black	100	-
335310	BRN-140.25	140	2,5	Black	100	-
335320	BRN-160.25	160	2,5	Black	100	-
335330	BRN-200.25	200	2,5	Black	100	-
335340	BRN-150.36	150	3,6	Black	100	-
335350	BRN-200.36	200	3,6	Black	100	-
335360	BRN-250.36	250	3,6	Black	100	-
335370	BRN-300.36	300	3,6	Black	100	-
335380	BRN-370.36	370	3,6	Black	100	-
335390	BRN-190.48	190	4,8	Black	100	-
335400	BRN-250.48	250	4,8	Black	100	-
335410	BRN-280.48	280	4,8	Black	100	-
335420	BRN-370.48	370	4,8	Black	100	-
335430	BRN-390.48	390	4,8	Black	100	-
335440	BRN-200.76	200	7,6	Black	100	-
335450	BRN-250.76	250	7,6	Black	100	-
335460	BRN-300.76	300	7,6	Black	100	-
335470	BRN-380.76	380	7,6	Black	100	-

101 102 103

Mod. SAP

Self-adhesive mount

SAP mounts are manufactured from polyamide. Ideal to fix to a surface, no tool required for installation.

Code	Ref.	Lenght x Width (mm)	Colour	Bag	Box
340100	**SAP-101**	21x21	Natural	100	-
340110	**SAP-101-N**	21x21	Black	100	-
340120	**SAP-102**	28x28	Natural	100	-
340130	**SAP-102-N**	28x28	Black	100	-
340140	**SAP-103**	28x28	Natural	100	-
340150	**SAP-103-N**	28x28	Black	100	-

ST-1 ST-2 ST-0

Mod. ST

Screw type mount

ST mounts are manufactured from polyamide. Ideal to fix material to a surface which needs more resistance.

Code	Ref.	Lenght x Width (mm)	Colour	Bag	Box
345100	**ST-0**	19x9,5	Natural	100	-
345110	**ST-0-N**	19x9,5	Black	100	-
345120	**ST-1**	15x10	Natural	100	-
345130	**ST-1-N**	15x10	Black	100	-
345140	**ST-2**	23x16	Natural	100	-
345150	**ST-2-N**	23x16	Black	100	-

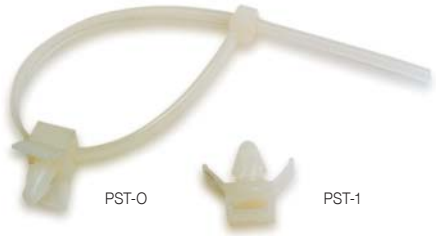

Mod. PST

Mounts by pressure

PST mounts are manufactured from polyamide and are perfect to fix to a surface, no tool required for installation.

Code	Ref.	Width (mm)	Colour	Bag	Box
350100	**PST-0**	4	Natural	100	-
350110	**PST-1**	8	Natural	100	-

Mod. EC

Nail plugs

EC nail plugs are manufactured from polyamide and designed for cable ties' fixing.
Easy surface fixing by percussion.

Code	Ref.	Width (mm)	Colour	Bag	Box
355100	**EC-8**	9	Black	100	-

Mod. CD

Nail plugs

CD nail plugs are manufactured from polyamide for wall fixing.

Code	Ref.	Ø mm	Length (mm)	Bag	Box
355110	**CD-8**	8	40	100	-
355120	**CD-10**	10	50	100	-
355130	**CD-12**	12	60	100	-
355140	**CD-14**	14	70	100	-
355150	**CD-16**	16	75	100	-



Mod. F / A / AM

Strap and fittings

Z12 CN 1707 Stainless steel strap incorporates a dispenser which facilitates its transportation.

Code	Ref.	Width x Thickness (mm)	Lenght (m)	Kg x 1	Bag	Box
371100	**F-104**	10 x 0,4	50	1,600	-	1
371110	**F-107**	10 x 0,7	50	2,700	-	1
371120	**F-204**	20 x 0,4	50	3,400	-	1
371130	**F-207**	20 x 0,7	50	5,800	-	1

Code	Ref.	Width (mm)	Kg x 1	Bag	Box
371140	**A-100**	10	0,500	100	-
371150	**A-200**	20	0,900	100	-

Code	Ref.	Capacity (mm)	Kg x 1	Bag	Box
371160	**AM-25**	25 x 25	1,400	100	-
371170	**AM-40**	25 x 40	1,900	100	-
371180	**AM-60**	25 x 60	2,450	100	-

Mod. OPL

Strapping tool

Tool for stainless steel cable strapping easy to use.

Code	Ref.	Kg x 100	Bag	Box
406100	**OPL**	145	-	1

Mod. OPC

Strap cutter

Cutter tool for stainless steel strap.

Code	Ref.	Kg x 100	Bag	Box
406110	**OPC**	70	-	1

Mod. TPF

Thin-walled universal heat shrink tube

TPF tube with excellent electrical and mechanical properties. Without adhesive.

Code	Ref.	Contraction Ø mm	Colour	Length (m)	Thickness (mm)	Bag	Box
376100	**TPF-2,4/1,2 N**	2,4 to 1,2	Black	10	0,50	-	1
376110	**TPF-2,4/1,2 A**	2,4 to 1,2	Blue	10	0,50	-	1
376120	**TPF-2,4/1,2 G**	2,4 to 1,2	Grey	10	0,50	-	1
376130	**TPF-2,4/1,2 M**	2,4 to 1,2	Brown	10	0,50	-	1
376140	**TPF-3,2/1,6 N**	3,2 to 1,6	Black	10	0,50	-	1
376150	**TPF-3,2/1,6 A**	3,2 to 1,6	Blue	10	0,50	-	1
376160	**TPF-3,2/1,6 G**	3,2 to 1,6	Grey	10	0,50	-	1
376170	**TPF-3,2/1,6 M**	3,2 to 1,6	Brown	10	0,50	-	1
376180	**TPF-4,8/2,4 N**	4,8 to 2,4	Black	8	0,50	-	1
376190	**TPF-4,8/2,4 A**	4,8 to 2,4	Blue	8	0,50	-	1
376200	**TPF-4,8/2,4 G**	4,8 to 2,4	Grey	8	0,50	-	1
376210	**TPF-4,8/2,4 M**	4,8 to 2,4	Brown	8	0,50	-	1
376220	**TPF-6,4/3,2 N**	6,4 to 3,2	Black	6	0,60	-	1
376230	**TPF-6,4/3,2 A**	6,4 to 3,2	Blue	6	0,60	-	1
376240	**TPF-6,4/3,2 G**	6,4 to 3,2	Grey	6	0,60	-	1
376250	**TPF-6,4/3,2 M**	6,4 to 3,2	Brown	6	0,60	-	1
376260	**TPF-9,5/4,8 N**	9,5 to 4,8	Black	5	0,60	-	1
376270	**TPF-9,5/4,8 A**	9,5 to 4,8	Blue	5	0,60	-	1
376280	**TPF-9,5/4,8 G**	9,5 to 4,8	Grey	5	0,60	-	1
376290	**TPF-9,5/4,8 M**	9,5 to 4,8	Brown	5	0,60	-	1
376300	**TPF-12,7/6,4 N**	12,7 to 6,4	Black	5	0,60	-	1
376310	**TPF-12,7/6,4 A**	12,7 to 6,4	Blue	5	0,60	-	1
376320	**TPF-12,7/6,4 G**	12,7 to 6,4	Grey	5	0,64	-	1
376330	**TPF-12,7/6,4 M**	12,7 to 6,4	Brown	5	0,64	-	1
376340	**TPF-19,1/9,5 N**	19,1 to 9,5	Black	4	0,80	-	1
376350	**TPF-19,1/9,5 A**	19,1 to 9,5	Blue	4	0,80	-	1
376360	**TPF-19/9,5 G**	19,1 to 9,5	Grey	4	0,80	-	1
376370	**TPF-19/9,5 M**	19,1 to 9,5	Brown	4	0,80	-	1
376380	**TPF-25,4/12,7 N**	25,4 to 12,7	Black	3	0,90	-	1

Mod. TPMA

Medium-walled heat shrink tube with adhesive

TPMA tubes possess an excellent isolation, watertight seal, and abrasion and impact resistance. They are used in low voltage electrical applications and provide an excellent mechanical protection.

Code	Ref.	Contraction Ø mm	Colour	Length (m)	Thickness (mm)	Bag	Box
377100	**TPMA-12/3**	12 to 3	Black	1	2	1	75
377110	**TPMA-22/6**	22 to 6	Black	1	2,5	1	75
377120	**TPMA-34/7**	34 to 7	Black	1	2,5	1	60
377130	**TPMA-40/12**	40 to 12	Black	1	2,5	1	40
377140	**TPMA-55/16**	55 to 16	Black	1	2,7	1	25
377150	**TPMA-75/22**	75 to 22	Black	1	2,7	1	15
377160	**TPMA-95/25**	95 to 25	Black	1	3	1	10
377170	**TPMA-115/34**	115 to 34	Black	1	3	1	5
377180	**TPMA-140/42**	140 to 42	Black	1	3	1	5



Mod. MRA

Heat shrink blanket derivation with adhesive

Heat shrink blanket with adhesive and stainless steel chain. MRA sleeve is used for low voltage cable shunt.

Code	Ref.	Contraction Ø mm	Main	Tap	Length (m)	Thickness (mm)	Bag	Box
378100	**MRA-4312/250**	43 to 8	150 150 95	50 25 95	250	2,30	1	-
378110	**MRA-7218/250**	75 to 15	240 240 150 150 240	95 50 150 95 240	250	2,30	1	-
378120	**MRA-7218/300**	75 to 15	240 240	150 240	300	2,30	1	-
378200	**MRA-7218/500-E**	75 to 15	240	150	500	2,30	1	-

Mod. ETC

Heat shrink-compression joint kit

Kit composed of one multi-tension joint model RJ-A and one heat shrink tube model TPMA adapted to the connector's dimension. They are used in low voltage electrical applications and provide an excellent mechanical protection.

Code	Ref.	Section mm²	Ref. Heat shrink tube	Contraction Ø mm	Length (mm)	Ref. Multi-tension joint	Length (mm)
372100	**ETC-50**	50	**TPMA-34/7**	33 to 8	250	**RJ1A-50**	106,5
372110	**ETC-95**	95	**TPMA-34/7**	33 to 8	250	**RJ1A-95**	106,5
372120	**ETC-150**	150	**TPMA-34/7**	33 to 8	250	**RJ1A-150**	133,0
372130	**ETC-240**	240	**TPMA-40/12**	40 to 12	330	**RJ1A-240**	143,5

Mod. ETT-50

Heat shrink-compression joint kit

Kit composed of one multi-tension joint model MTG-95/240 and one heat shrink tube model TPMA-40/12 - 330 adapted to the connector's dimension. They are used in low voltage electrical applications and provide an excellent mechanical protection.

Code	Ref.	Section mm²	Ref. Heat shrink tube	Contraction Ø mm	Length (mm)	Ref. Multi-tension joint	Length (mm)
372150	**ETT-95/240**	95 to 240	**TPMA-40/12**	40 to 12	330	**MTG-95/240**	120

ABT/CT-185/185

Mod. ABT

Insulating piercing connector 6KV

ABT piercing connectors are made from 6.6 polyamide with fiberglass. Saw-shaped tabs are made from brass with a tinplated finish to improve electrical contact. Connection by piercing the main and tap cables.

Code	Ref.	Section (mm²)				Kg x 100	Bag	Box
		Main		Tap				
136100	**ABT/CE-95**	10	95	1,5	6	11,000	1	50
136120	**ABT/CT-95**	25	95	6	35	13,000	1	50
136130	**ABT/CT-150**	50	150	6	35	13,500	1	50
136140	**ABT/CT-95/95**	25	95	25	95	17,500	1	30
136145	**ABT/CT-150/95**	50	150	25	95	18,000	1	30
136150	**ABT/CT-185/185**	50	185	50	185	34,000	1	20

Aerial Network

Mod. PA-25

Line connection anchor

PA-25 anchors are made from thermoplastic material with fiberglass, both body and wedge. The fixing ring is made of stainless steel.

Code	Ref.	Section (mm²)		Load daN	Kg x 100	Bag	Box
		Min.	Max.				
137120	**PA-25**	2x16	4x25	200	7,500	1	22

Pigtail hooks and eyebolts

Pigtail hooks and eyebolts are manufactured from high-resistance cold-rolled steel, protected against corrosion.

Code	Ref.	Dimensions (mm)	Pillar	Protection	Bag	Box
362100	**GDPA-32R**	M 10x320	200	Zn+plasticized	1	-
362110	**GDPA-40R**	M 10x400	280	Zn+plasticized	1	-

Code	Ref.	Dimensions (mm)	Pillar	Protection	Bag	Box
362120	**GGA-18R**	M 12x180	160	Galvanized	1	-
362130	**GGA-24R**	M 12x240	220	Galvanized	1	-

Code	Ref.	Dimensions (mm)	Pillar	Protection	Bag	Box
362140	**GDPL-32R**	M 16x320	190	Zn+plasticized	1	-
362150	**GDPL-40R**	M 16x400	270	Zn+plasticized	1	-

Code	Ref.	Dimensions (mm)	Pillar	Protection	Bag	Box
362160	**GGL-18R**	M 16x180	160	Galvanized	1	-
362170	**GGL-24R**	M 16x240	220	Galvanized	1	-
362180	**GGL-30R**	M 16x300	280	Galvanized	1	-

Code	Ref.	Dimensions (mm)	Pillar	Protection	Bag	Box
362190	**ORL-18R**	M 16x180	160	Galvanized	1	-
362200	**ORL-20R**	M 16x200	180	Galvanized	1	-
362210	**ORL-24R**	M 16x240	220	Galvanized	1	-
362220	**ORL-28R**	M 16x280	260	Galvanized	1	-

Mod. ARC

Plasticized support for lines

ARC supports are manufactured from plasticized stainless steel. No tool required for tightening. They are reusable. Especially designed for lines.

Code	Ref.	Capacity Ø mm	Wall distance (mm)	Kg x 100	Bag	Box
366100	**ARC-1**	45	10	4,400	-	100
366110	**ARC-2**	45	60	5,900	-	100
366120	**ARC-3**	45	100	12,600	-	75
366130	**ARC-25**	52	10	4,900	-	100
366140	**ARC-225**	52	60	6,000	-	75
366150	**ARC-2250**	52	100	13,500	-	75
366160	**ARC-35**	68	10	5,400	-	150
366170	**ARC-335**	68	60	6,400	-	50
366180	**ARC-3350**	68	100	14,400	-	50

Mod. BIP

Plasticized support for line connections

BIP supports are manufactured from plasticized stainless steel. No tool required for tightening. They are reusable. Especially designed for line connections.

Code	Ref.	Capacity Ø mm	Wall distance (mm)	Kg x 100	Bag	Box
367100	**BIP-120 CF**	10 to 22	10	10	-	100
367120	**BIP-120 CV**	10 to 22	10	10	-	100
367110	**BIP-180 CF**	10 to 42	10	10	-	100
367130	**BIP-180 CV**	10 to 42	10	10	-	100

Nail plug included.

Mod. CCS

Flexible santoprene end cap

CCS flexible end caps are manufactured from Santroprene with UV protection. They are suitable for cable end protection avoiding deterioration and humidity.

Code	Ref.	Cable section (mm)	Length (mm)	Kg x 100	Bag	Box
370100	**CCS-6/35**	6 to 35	30	0,200	-	100
370110	**CCS-25/185**	25 to 185	80	0,840	-	100

Mod. ES

Flexible PVC end cap

ES flexible end caps are manufactured from PVC with UV protection. They are suitable for cable end protection avoiding deterioration and humidity.

Code	Ref.	Ø mm	Length (mm)	Kg x 100	Bag	Box
369100	**ES-7**	7	50	0,250	-	100
369110	**ES-9**	9	50	0,400	-	100
369120	**ES-10**	10	60	0,800	-	100
369130	**ES-11**	11	60	0,800	-	100
369140	**ES-12**	12	60	0,800	-	100
369150	**ES-13**	13	60	0,800	-	100
369160	**ES-14**	14	60	0,800	-	100
369170	**ES-17**	17	65	1,200	-	100
369180	**ES-20**	20	70	1,800	-	100
369190	**ES-25**	25	70	1,800	-	100
369200	**ES-30**	30	80	3,500	-	100
369210	**ES-36**	36	80	3,500	-	100
369220	**ES-40**	40	100	5,600	-	100
369230	**ES-52**	52	120	9,500	-	100

Mod. MULTI

Plasticized tie

MULTI supports are manufactured from plasticized steel. No tool required for tightening. They are reusable.

Code	Ref.	Capacity Ø mm	Length x Width (mm)	Kg x 100	Bag	Box
368100	**MULTI-50**	8 to 17	110x10	0,800	100	-
368110	**MULTI-100**	18 to 25	125x10	0,900	100	-
368120	**MULTI-150**	26 to 35	150x20	1,800	100	-
368130	**MULTI-200**	36 to 42	175x20	2,000	100	-
368140	**MULTI-300**	43 to 52	225x20	1,380	50	-
368150	**MULTI-400**	53 to 62	250x20	1,520	50	-

sofamel
www.sofamel.com
sofamel
www.sofamel.com
sofamel

Connection Display

Strong and easy to fix
Excelent to show main products to your customers

- Excelent display to show copper cable lugs, insulated and cord end terminals.
- Supplied with front glass and safety key locker.
- Dimensions: 800x450x1.900 mm
- Supplied without products.

Cable cutters
Crimping tools for non insulated terminals
Crimping tools for cord end terminals
Crimping tools for insulated terminals
Crimping tools for multiporpose
Wire and cable strippers
Cable ties tensor
Hidraulic tools
Electrohydraulic tools
Hydraulic heads
Hydraulic drives
Adapters
Die selector chart

Tools

Wide range of tools to facilitate the work

Cable Cutters

For copper
and aluminium cables

Ratchet cutter

Mod. SF-13

For copper and aluminium cables up to Ø40 mm.
Ratchet cutter.

Code	Ref.	Lenght	Weigth
380105	**SF-13**	285 mm	1,05 Kg

Mod. SF-50

For copper and aluminium cables up to Ø45 mm.
Ratchet cutter.

Code	Ref.	Lenght	Weigth
380180	**SF-50**	330 mm	0,75 Kg

Cable Cutters

For copper
and aluminium cables

Mod. SF-21

For copper and aluminium cables up to 16 mm².

Code	Ref.	Lenght	Weigth
380120	**SF-21**	160 mm	0,19 Kg

Mod. SF-30

For copper and aluminium cables up to 35 mm².

Code	Ref.	Lenght	Weigth
380130	**SF-30**	210 mm	0,36 Kg

Mod. SF-31

For copper and aluminium cables up to 50 mm².

Code	Ref.	Lenght	Weigth
380140	**SF-31**	235 mm	0,50 Kg

Cable Cutters

For copper and aluminium cables

Ratchet cutter

Mod. SF-20

For copper and aluminium cables up to Ø38 mm.

Code	Ref.	Lenght	Weigth
380150	**SF-20**	600 mm	1,54 Kg

Mod. SF-24 & SF-25

For copper and aluminium cables. Not able for steel core. It cuts using ratchet mechanism.

Code	Ref.	Lenght	Weigth	Capacity
380122 **380123**	**SF-24** **SF-25**	360 mm 415 mm	0,7 Kg 1,2 Kg	Ø32 Ø48

Adjustment by section screw

Mod. SF-40

For cable lugs from 16 to 120 mm².
Adjustment by section screw.
Aluminium alloy handles.

Code	Ref.	Lenght	Weigth
385150	**SF-40**	610 mm	3,10 Kg

Adjustment by revolver system

Mod. SF-36

For cable lugs from 16 to 95 mm².
Section adjustment by revolver system.
Aluminium alloy handles.

Code	Ref.	Lenght	Weigth
385120	**SF-36**	630 mm	3,60 Kg

Adjustment by section screw



Mod. SF-51

For cable lugs from 10 to 95 mm².
Section adjustment by screw.

Code	Ref.	Lenght	Weigth
385220	**SF-51**	635 mm	3,20 Kg

Adjustment by revolver system



Mod. SF-52

For cable lugs from 16 to 150 mm².
Section adjustment by revolver system.

Code	Ref.	Lenght	Weigth
385230	**SF-52**	765 mm	5,20 Kg

Adjustment by section screw

Mod. SF-7

For cable lugs from 10 to 95 mm².
Section adjustment by screw.

Code	Ref.	Lenght	Weigth
385140	**SF-7**	570 mm	3,10 Kg

Mod. SF-12

For cable lugs from 16 to 240 mm².
Section adjustment by screw.
Extending telescopic handles.

Code	Ref.	Lenght	Weigth
385160	**SF-12**	980 mm	4,70 Kg

Adjustment by revolver system



Mod. SF-2N

For cable lugs from 10 to 35 mm².
Section adjustment by revolver system.

Code	Ref.	Lenght	Weigth
385100	**SF-2N**	570 mm	2,20 Kg

Adjustment by revolver system

Mod. SF-17

For cable lugs from 6 to 50 mm².
Section adjustment by revolver system.
Hexagonal compression.

Code	Ref.	Lenght	Weigth
385190	**SF-17**	390 mm	1,30 Kg

Mod. SF-37

For cable lugs from 6 to 120 mm².
Section adjustment by revolver system.
Hexagonal compression.

Code	Ref.	Lenght	Weigth
385200	**SF-37**	620 mm	4,00 Kg

Adjustment by revolver system

Mod. SF-18

For cable lugs from 25 to 150 mm².
Section adjustment by revolver system.
Hexagonal compression.

Code	Ref.	Lenght	Weigth
385210	**SF-18**	620 mm	4,00 Kg

Mod. SF-53

For cable lugs from 70 to 240 mm².
Section adjustment by revolver system.
Hexagonal compression.
Telescopic handles.

Code	Ref.	Lenght	Weigth
385240	**SF-53**	980 mm	5,60 Kg

Crimping Tools for Non Insulated Terminals

Punching compression

Mod. SF-8

For cable lugs from 1,5 to 16 mm².
Punching compression.

Code	Ref.	Lenght	Weigth
385170	**SF-8**	270 mm	0,52 Kg

Punching compression

Mod. SF-41

For cable lugs from 6 to 25 mm².
Punching compression.

Code	Ref.	Lenght	Weigth
385180	**SF-41**	354 mm	0,78 Kg

Hexagonal compression

Mod. SF-23

For cable lugs from 6 to 25 mm².
Hexagonal compression.

Code	Ref.	Lenght	Weigth
385185	**SF-23**	354 mm	0,78 Kg

Crimping Tools for Cord End Terminals

Compression system by squared diaphragm

Mod. SF-42

For cord end terminals from 0,5 to 6 mm².
Compression system by squared diaphragm.

Code	Ref.	Lenght	Weigth
390125	**SF-42**	175 mm	0,36 Kg

Compression system by spring

Mod. SF-9

For cord end terminals from 0,5 to 2,5 mm².
Compression system by spring.

Code	Ref.	Lenght	Weigth
390110	**SF-9**	145 mm	0,11 Kg

Compression system by spring

Mod. SF-54

For cord end terminals from 1,5 to 6 mm².
Compression system by spring.

Code	Ref.	Lenght	Weigth
390150	**SF-54**	140 mm	0,11 Kg

Compression system
by spring

Mod. SF-6

For cord end terminals from 0,50 to 16 mm².
Compression system by spring.

Code	Ref.	Lenght	Weigth
390100	**SF-6**	220 mm	0,25 Kg

Mod. SF-56

For cord end terminals from 10 to 35 mm².
Compression system by spring.

Code	Ref.	Lenght	Weigth
390160	**SF-56**	220 mm	0,25 Kg

Compression using ratchet mechanism

Mod. SF-10

For cord end terminals from 0,75 to 10 mm².
Compression using ratchet mechanism.

Code	Ref.	Lenght	Weigth
390120	**SF-10**	258 mm	0,65 Kg

Compression using ratchet mechanism

Mod. SF-35

For cord end terminals from 16 to 35 mm².
Compression using ratchet mechanism.

Code	Ref.	Lenght	Weigth
390140	**SF-35**	250 mm	0,55 Kg

Crimping Tools for Cord End Terminals and for Insulated Terminals

Compression using ratchet mechanism

Mod. SF-57

For twin cord end terminals from 0,5 to 6,0 mm².
Compression using ratchet mechanism.

Code	Ref.	Lenght	Weigth
390170	**SF-57**	250 mm	0,51 Kg

Crimping Tools for Insulated Terminals

Compression using ratchet mechanism

Mod. SF-16

For insulated terminals from 1,5 to 6 mm².
Compression using ratchet mechanism.

Code	Ref.	Lenght	Weigth
395110	**SF-16**	250 mm	0,55 Kg

Mod. SF-5

Multipurpose tool 5 in1:
Wire cutter.
Crimping insultated terminals from 1,5 to 6,0 mm².
Crimping non insulated terminals from 1,5 to 6,0 mm².
Crimping wire stripper from 0,75 to 6,0 mm².
Iron screw cutter from M2.6 to M5.

Code	Ref.	Lenght	Weigth
395100	**SF-5**	172 mm	0,21 Kg

Mod. SF-58

Multipurpose tool that includes 6 sets of dies:
Cord end terminals from 0,5 to 10 mm².
Cord end terminals from 6 to 25 mm².
Cord end terminals from 25 to 50 mm².
Twin cord end terminals from 0,5 to 6,0 mm².
Twin cord end terminals from 6 to 16 mm².
Insultated terminals from 1,5 to 6,0 mm².

2 sets of dies can be stored in handles to make work easier.
Supplied with carrying bag to store the tool and the dies.

Code	Ref.	Lenght	Weigth
395120	**SF-58**	243 mm	0,75 Kg

Wire and Cable Strippers
Cable Ties Tensor

Mod. SF-22

For stripping wire from 0,5 to 6 mm².
Incorporates a buffer stop.

Code	Ref.	Lenght	Weigth
400100	**SF-22**	170 mm	0,34 Kg

Mod. SF-38

Rotary stripper for cables from 4 to 25 mm².

Code	Ref.	Lenght	Weigth
400110	**SF-38**	136 mm	0,15 Kg

Cable Ties Tensor

Mod. SF-39

Cable ties tensor tool from 3,6 to 9 mm width.

Code	Ref.	Lenght	Weigth
405100	**SF-39**	193 mm	0,33 Kg



Hydraulic hand-tool

Mod. HPS-50

- Hydraulic hand-tool.
- 180° rotary head with quick opening.
- Incorporates audible safety valve that limitis the maximum working force to 50KN.
- Small size allows working in reduced spaces.
- Include tool holder briefcase.

Code	Ref.	Crimping force	Tool dimensions	Briefcase dimensions	Tool weight	Briefcase weight
411130	**HPS-50**	50 KN	400x160x54 mm	440x190x80 mm	2,5 Kg	1,0 Kg

Available dies

U5-K Copper and aluminium cable lugs/butt-connectors and pin terminals by hexagonal compression
Up to 240 mm² copper
Up to 150 mm² aluminium

U5-DC Copper compression clamps by elliptical compression
Up to 70 mm²

See page No. 111

Hydraulic hand-tool

Mod. HPS-130-C

- Hydraulic hand-tool with C type head.
- 180° rotary head with quick opening.
- Incorporates audible safety valve that limit the maximum working force to 130KN.
- Two speeds: one fast to approach and one slow to crimp.
- Include tool holder briefcase.

Code	Ref.	Crimping force	Tool dimensions	Briefcase dimensions	Tool weight	Briefcase weight
411110	**HPS-130-C**	130 KN	536x220x85 mm	830x280x110 mm	5,4 Kg	2,1 Kg

Available dies

U13-K Copper and aluminium cable lugs and butt-connectors by hexagonal compression
Up to 300 mm² copper
Up to 240 mm² aluminium

U13-S/PZ Copper cable lugs and butt-connectors and pin terminals by punching compression
Up to 300 mm² copper

U13-DC/DA Copper and aluminium Compression clamps by circular compression
Copper: Main up to 185 mm² and tap up to 95 mm²
Aluminium: Main up to 300 mm² and tap up to 70 mm²

See page No. 111-113

Hydraulic hand-tool

Mod. HPS-130-H

- Hydraulic hand-tool with H type head.
- 180° rotary head with quick opening.
- Incorporates audible safety valve that limits the maximum working force to 130KN.
- Two speeds: one fast to approach and one slow to crimp.
- Include tool holder briefcase.

Includes AD 13-C adapter to convert "H" head to "C" head.

Code	Ref.	Crimping force	Tool dimensions	Briefcase dimensions	Tool weight	Briefcase weight
411120	**HPS-130-H**	130 KN	540x160x75 mm	830x280x110 mm	5,6 Kg	2,1 Kg

Available dies

U13-K Copper and aluminium cable lugs and butt-connectors by hexagonal compression
Up to 300 mm² copper
Up to 240 mm² aluminium

U13-S/PZ Copper cable lugs and butt-connectors and pin terminals by punching compression
Up to 300 mm² copper

U13-DC/DA Copper and aluminium Compression clamps by circular compression
Copper: Main up to 185 mm² and tap up to 95 mm²
Aluminium: Main up to 300 mm² and tap up to 70 mm²

MCB/PPR Bimetallic cable lugs and aluminium low voltage joints by deep punching compression
Up to 240 mm²

MC1S/PPR Aluminium multi voltage joints by deep punching compression
Up to 240 mm²

MC2S/PPR Aluminium medium voltage joints by deep punching compression
Up to 240 mm²

See page No. 111-113

Hydraulic cutting tool

Mod. HS25

- Light and compact structure.
- Cutting head with snap closure and blade guide, rotates 360°.
- Quick feed with double hydraulic cylinder.
- Automatic pressure safety valve.
- Manual return in any position.

Set Equipment:
- Manual hydraulic cutting tool.
- Plastic case.

Code	Ref.	Tool dimensions	Briefcase dimensions	Tool weight	Set weight
411140	**HS25**	165x393x54 mm	440x190x80 mm	2,9 Kg	4,0 Kg

GMPS25
Fixed cutting blade
Weight: 200 g

SMPS25
Moveable cutting blade
Weight: 40 g

Hydraulic cutting tool

Mod. HSI45

- Light and compact structure.
- Cutting head with snap closure and blade guide, rotates 270°.
- Quick feed with double hydraulic cylinder.
- Single hand use by innerside handle.
- Automatic pressure safety valve.
- Manual return in any position.

Set Equipment:
- Manual hydraulic cutting tool.
- Plastic case.

Code	Ref.	Tool dimensions	Briefcase dimensions	Tool weight	Set weight
411145	**HSI45**	184x601x69 mm	700x260x105 mm	5,7 Kg	7,4 Kg

GMPS45
Fixed cutting blade
Weight: 120 g

SMPS45
Moveable cutting blade
Weight: 100 g

Hydraulic cutting tool

Mod. HSI85

- Light and compact structure.
- Cutting head with snap closure and blade guide, rotates 270°.
- Quick feed with double hydraulic cylinder.
- Automatic pressure safety valve.
- Manual return in any position.

Set Equipment:
- Manual hydraulic cutting tool.
- Plastic case.

Code	Ref.	Tool dimensions	Briefcase dimensions	Tool weight	Set weight
411150	**HSI85**	203x697x64 mm	700x230x75 mm	7,3 Kg	13,1 Kg

GMPS85
Fixed cutting blade
Weight: 600 g

SMPS85
Moveable cutting blade
Weight: 400 g

Electrohydraulic tool

Mod. AP60-1

- Portable electrohydraulic tool with rechargeable battery.
- 360° rotary head with quick opening.
- Incorporates safety valve that limits the maximum pressure by means of an audible discharge.
- Includes tool holder briefcase.

Code	Ref.	Crimping force	Battery type	Battery changer	Set dimensions	Set weight
411100	**AP60-1**	60 KN	18V-3,0 Ah LI-ION-Battery-RA11	LG8	580x470x115 mm	7,7 Kg

Available dies

U5-K Copper and aluminium cable lugs/ butt-connectors and pin terminals
by hexagonal compression
Up to 240 mm² copper
Up to 150 mm² aluminium

U5-DC Copper compression clamps by elliptical compression
Up to 70 mm²

See page No. 110

Electrohydraulic tool

Mod. AP130-C

- Portable electrohydraulic tool with rechargeable battery and C type head.
- 360° rotary head with quick opening.
- Two speeds: one fast to approach and one slow to crimp.
- Incorporates safety valve that limits the maximum pressure by means of an audible discharge.
- Quick return by discharge trigger.
- Includes tool holder briefcase.

Code	Ref.	Crimping force	Battery type	Battery changer	Set dimensions	Set weight
411106	**AP130-C**	130 KN	18V-3,0 Ah LI-ION-Battery-RA11	LG8	580x470x115 mm	10,6 Kg

Available dies

U13-K Copper and aluminium cable lugs and butt-connectors by hexagonal compression
Up to 300 mm² copper
Up to 240 mm² aluminium

U13-S/PZ Copper cable lugs and butt-connectors and pin terminals by punching compression
Up to 300 mm² copper

U13-DC/DA Copper and aluminium Compression clamps by circular compression
Copper: Main up to 185 mm² and tap up to 95 mm²
Aluminium: Main up to 300 mm² and tap up to 70 mm²

See page No. 111-113

Electrohydraulic tool

Mod. AP130-H

- Portable electrohydraulic tool with rechargeable battery and C type head.
- 360° rotary head with quick opening.
- Two speeds: one fast to approach and one slow to crimp.
- Incorporates safety valve that limits the maximum pressure by means of an audible discharge. Quick return by discharge trigger.
- Includes tool holder briefcase.

Includes AD 13-C adapter to convert "H" head to "C" head.

Code	Ref.	Crimping force	Battery type	Battery changer	Set dimensions	Set weight
411102	**AP130-H**	130 KN	18V-3,0 Ah LI-ION-Battery-RA11	LG8	580x470x115 mm	10,0 Kg

Available dies

U13-K Copper and aluminium cable lugs and butt-connectors by hexagonal compression
Up to 300 mm² copper
Up to 240 mm² aluminium

U13-S/PZ Copper cable lugs and butt-connectors and pin terminals by punching compression
Up to 300 mm² copper

U13-DC/DA Copper and aluminium Compression clamps by circular compression
Copper: Main up to 185 mm² and tap up to 95 mm²
Aluminium: Main up to 300 mm² and tap up to 70 mm²

MCB/PPR Bimetallic cable lugs and aluminium low voltage joints by deep punching compression
Up to 240 mm²

MC1S/PPR Aluminium multi voltage joints by deep punching compression
Up to 240 mm²

MC2S/PPR Aluminium medium voltage joints by deep punching compression
Up to 240 mm²

See page No. 111-113

Battery Operated Hydraulic Cutting Tool DN 40 mm

Mod. STILO-S

- Battery powered hydraulic calbe cutter.
- Light and compact structure.
- Cutting head with 360° endless rotation allows easy operation also in confined spaces.
- Ergonomic 2-Component handle for fatigue-proof one handed working.
- Extreme fast working through a 3 x axial piston pump.
- Automatic return at the end of the cutting cycle.
- Emergency manual return.
- Ergonomic design provides easy operation for both left-and right-handed users.
- Mini USB-port: - Output of Cutting curves and fault messages
  - Mantainance controle.
- Includes tool holder briefcase.

Code	Ref.	Cutting diameter	Suggested application	Cutting force	Operating Pressure
411155	**STILO-S**	max. Ø 40 mm	Copper and Aluminium	30 kN	550 bar (55 Mpa)

Tool dimensions	Tool weight	Set dimensions	Battery type	Battery changer	Cable	Software
440x124x81 mm	2,8 Kg	450x500x140 mm	18V/1,5 Ah LI-ION (RA12)	LG8	USB	CD

SET-SMI-S
Spare blades (2x blade + acc.)
Weight: 500 g

Cutting range table

Sector of use		Tensile strength N/mm²	<Ø 30 mm	Ø 35 mm	Ø 40 mm
Copper	Cable	< 410	•	•	•
Aluminium	Cable	< 210	•	•	•

Battery Operated Hydraulic Cutting Tool

Mod. AS45

- Light and compact structure.
- Cutting head with snap closure; rotates 360°.
- High speed feed with double hydraulic cylinder.
- Pressure release button with single handed operation (on both sides, for left and right handed operators).
- Fastening ring for shoulder strap.
- Ergonomic grip for weight balance and easy and safe operation.
- Plastic housing, grip and pressure release button, insulating and shock resistant.
- Powerful led for working space illumination.

GMPS45
Fixed cutting blade
Weight: 120 g

SMPS45
Moveable cutting blade
Weight: 100 g

Code	Ref.	Cutting diameter	Tool dimensions	Tool weight
411160	**AS45**	max. Ø 45 mm	331x434x75 mm	5,4 Kg

Set dimensions	Set weight	Battery type	Battery changer	Shoulder stap
580x470x115 mm	8,8 Kg	18V/3,0 Ah LI-ION (RA11)	LG8	TG2

Cutting range table

Sector of use		Tensile strength N/mm²	<Ø 28 mm	Ø 29 mm	Ø 30 mm	Ø 31 mm	Ø 32 mm	Ø 33 mm	Ø 34 mm	Ø 35 mm	Ø 36 mm	Ø 37 mm	Ø 38 mm	Ø 39 mm	Ø 40 mm	Ø 41 mm	Ø 42 mm	Ø 43 mm	Ø 44 mm	Ø 45 mm
Copper	Rope and cable	< 410	•	•	•	•	•	•	•	•	•	•	•	•	•	•	•	•	•	•
Aluminium	Rope and cable	< 200	•	•	•	•	•	•	•	•	•	•	•	•	•	•	•	•	•	•
	Bar	< 340	•	•	•	•	•	•	•	•	•	•	•	•	•					
Alu/Steel	Bar	< 1800	•	•	•	•	•	•	•	•	•	•	•	•	•	•	•	•	•	•

Sector of use		Tensile strength N/mm²	Ø 9 mm	Ø 11 mm	Ø 12 mm	Ø 13 mm	Ø 14 mm	Ø 15 mm	Ø 16 mm	Ø 17 mm	Ø 18 mm	Ø 19 mm	Ø 20 mm	Ø 21 mm	Ø 22 mm	Ø 23 mm	Ø 24 mm	Ø 25 mm	Ø 26 mm	Ø 27 mm
Copper	Bar	< 250	•	•	•	•	•	•	•	•	•	•	•	•	•	•	•	•		
	Bar	< 300	•	•	•	•	•	•	•	•	•	•	•							
Aluminium	Bar	< 160	•	•	•	•	•	•	•	•	•	•	•	•	•	•	•	•	•	•
Aldrey	Cable	< 340	•	•	•	•	•	•	•	•	•	•	•	•	•	•	•	•		
Steel	Rope (<200 wires)	< 180	•	•	•	•	•	•	•	•	•									
	Bar	< 420	•	•	•	•	•	•	•											
	Bar	< 600	•	•	•	•														
	Rope	< 2200	•	•																

Battery Operated Hydraulic Cutting Tool

Mod. AS85

- Light and compact structure.
- Cutting head with snap closure; rotates 360°.
- High speed feed with double hydraulic cylinder.
- Pressure release button with single handed operation (on both sides, for left and right handed operators).
- Fastening ring for shoulder strap.
- Ergonomic grip for weight balance and easy and safe operation.
- Plastic housing, grip and pressure release button, insulating and shock resistant.
- Powerful led for working space illumination.

GM85
Fixed cutting blade
Weight: 150 g

SM85
Moveable cutting blade
Weight: 250 g

Code	Ref.	Cutting diameter	Tool dimensions	Tool weight
411165	**AS85**	max. Ø 85 mm	331x522x75 mm	7,2 Kg

Set dimensions	Set weight	Battery type	Battery changer	Shoulder stap
580x470x115 mm	10,7 Kg	18V/3,0 Ah LI-ION (RA11)	LG8	TG2

Cutting range table

Sector of use		Tensile strength N/mm²	<Ø 30mm	Ø 35 mm	Ø 40 mm	Ø 45 mm	Ø 50 mm	Ø 55 mm	Ø 60 mm	Ø 65 mm	Ø 70 mm	Ø 75 mm	Ø 80 mm	Ø 85 mm
Copper	Cable	< 410	•	•	•	•	•	•	•	•	•	•	•	•
Aluminium	Cable	< 210	•	•	•	•	•	•	•	•	•	•	•	•



Quick connector
to a hydraulic drive

Mod. PP-60-1

- Hydraulic head with quick connection to a hydraulic drive with a maximum pressure of 700 bar.
- Interchangeable dies.
- Tool holder briefcase included.

Code	Ref.	Crimping force	Work pressure	Head dimensions	Briefcase dimensions	Head weight	Briefcase weight
421190	**PP-60-1**	60 KN	700 bar	74x198x54 mm	320x260x75 mm	1,6 Kg	0,5 Kg

Available dies

U5-K Copper and aluminium cable lugs/ butt-connectors and pin terminals
by hexagonal compression
Up to 240 mm² copper
Up to 150 mm² aluminium

U5-DC Copper compression clamps by elliptical compression
Up to 70 mm²

See page No. 110

Quick connector
to a hydraulic drive

Mod. PP-130-C

- Hydraulic C type head with quick connection to a hydraulic drive with a maximum pressure of 700 bar.
- Interchangeable dies.
- Tool holder briefcase included.

Code	Ref.	Crimping force	Work pressure	Head dimensions	Briefcase dimensions	Head weight	Briefcase weight
421100	**PP-130-C**	130 KN	700 bar	128x254x78 mm	400x350x130 mm	4,1 Kg	1,5 Kg

Available dies

U13-K Copper and aluminium cable lugs and butt-connectors by hexagonal compression
Up to 400 mm² copper
Up to 240 mm² aluminium

U13-S/PZ Copper cable lugs and butt-connectors and pin terminals by punching compression
Up to 300 mm² copper

U13-DC/DA Copper and aluminium Compression clamps by circular compression
Copper: Main up to 185 mm² and tap up to 95 mm²
Aluminium: Main up to 300 mm² and tap up to 70 mm²

See page No. 111-113

Quick connector
to a hydraulic drive

Mod. PP-130-H

- Hydraulic H type head with quick connection to a hydraulic drive with a maximum pressure of 700 bar.
- Included adapter for hexagonal compression
- Interchangeable dies.
- Tool holder briefcase included.Tool holder briefcase included.

Includes AD 13-C adapter to convert "H" head to "C" head.

Code	Ref.	Crimping force	Work pressure	Head dimensions	Briefcase dimensions	Head weight	Briefcase weight
421110	**PP-130-H**	130 KN	700 bar	78x263x70 mm	410x360x165 mm	3,4 Kg	1,6 Kg

Available dies

U13-K Copper and aluminium cable lugs and butt-connectors by hexagonal compression
Up to 400 mm² copper
Up to 240 mm² aluminium

U13-S/PZ Copper cable lugs and butt-connectors and pin terminals by punching compression
Up to 300 mm² copper

U13-DC/DA Copper and aluminium Compression clamps by circular compression
Copper: Main up to 185 mm² and tap up to 95 mm²
Aluminium: Main up to 300 mm² and tap up to 70 mm²

MCB/PPR Bimetallic cable lugs and aluminium low voltage joints by deep punching compression
Up to 240 mm²

MC1S/PPR Aluminium multi voltage joints by deep punching compression
Up to 240 mm²



MC2S/PPR Aluminium medium voltage joints by deep punching compression
Up to 240 mm²

See page No. 111-113

Quick connector
to a hydraulic drive

Mod. PP-230

- Hydraulic head with quick connection to a hydraulic drive with a maximum pressure of 700 bar.
- Interchangeable dies.
- Tool holder briefcase included.
- To use PP-230 Head with the same dies as the 130 KN tools, it is required the adapter AD230-130.

Code	Ref.	Crimping force	Work pressure	Head dimensions	Briefcase dimensions	Head weight	Briefcase weight
421120	**PP-230**	230 KN	700 bar	121x286x88 mm	410x360x135 mm	5,5 Kg	1,7 Kg

Available dies

U13-K Copper and aluminium cable lugs and butt-connectors by hexagonal compression
Up to 630 mm² copper
Up to 400 mm² aluminium

U13-S/PZ Copper cable lugs and butt-connectors and pin terminals by punching compression
Up to 300 mm² copper

U13-DC/DA Copper and aluminium Compression clamps by circular compression
Copper: Main up to 185 mm² and tap up to 95 mm²
Aluminium: Main up to 300 mm² and tap up to 70 mm²

See page No. 111-113

Foot hydraulic drive



Mod. FPI-70S-EC

Foot hydraulic drive

- 3 meters high pressure flexible tube with automatic lockout.
- Double-advance automatic device.
- Designed to operate with 700 bar-pressure hydraulic heads.

Code	Ref.	Weigth
416101	**FPI-70S-EC**	10,0 Kg

Foot hydraulic drive

Mod. FPI-70S

Foot hydraulic drive

- Same configuration as FPI-70S-EC.
- It incorporates a pressure gauge and hose with ball-and-rocket joint.
- More robust and aesthetical design.

Code	Ref.	Weigth
416100	**FPI-70S**	10,0 Kg

Hydraulic pumps

Mod. CP700EC

Compact Hydraulic pump with accumulator

- Light compact and robust structure.
- Ergonomic design for right or left handers.
- Manual or automatic return.
- Rapid return of piston, thanks to high return capacity.
- Preinstalled standard programs for cutting and crimping.
- Electronic sensor pressure control.
- High performance lithium ion battery.
- Change indicator on the battery.
- Double piston technology for rapid high pressure feed.
- Flow range at low pressures < 100 bar: 1.2 lit./min.
- Flow range at pressures up to 700 bar: 0.2 lit./min.
- Operating pressure: 700 bar (70 MPa)
- Power: 200 W
- Battery voltage: 18,0 V DC
- Battery capacity: 3,0 Ah
- Range of use: -20°C/+55°C (integrated cooling system).
- Remote control (1.5 m) two buttons and LED indicator.
- Possibility to attach the remote control unit to the apparatus.
- Error indication.

Code	Ref.	Dimensions	Weigth
416105	**CP700EC**	290x190x205 mm	4,5 Kg

SCH1,5
Hose without armour
Dimensions: 1,5 m
Weight: 0,60 Kg

Mod. AD13-150

Adapter for deep punching die up to 150 mm².

Code	Ref.
471110	AD13-150

Mod. AD13-240

Adapter for deep punching die up to 240 mm².

Code	Ref.
471120	AD13-240

Mod. AD13-C

Adapter which converts H type head into C-head.
Included the hydraulic tools HPS-130-H3 and API-130-H as well as in the head PP-130-H.

Code	Ref.
471100	AD13-C

Mod. AD230-130

Adapter for deep punching die up to 240 mm² section.

Code	Ref.
471130	AD230-130

Die Sector Chart

Copper and Aluminium Cable Lugs / Butt-Connectors and PIN Terminals

Copper and Aluminium Families

HEXAGONAL COMPRESSION

Copper Connectors	**Aluminium** Connectors	**Tools**		Section mm²		Die	
				Copper	**Aluminium**	Code	Ref.
				10		**437101**	**U5-K07**
				16		**437110**	**U5-K08**
				25	16	**437130**	**U5-K10**
				35	25	**437150**	**U5-K11**
				50	35	**437160**	**U5-K13**
				70	50	**437170**	**U5-K14**
				95	70	**437180**	**U5-K17**
				120	95	**437190**	**U5-K18**
				150	120	**437200**	**U5-K20**
				185	150	**437210**	**U5-K22**
				240	185	**437220**	**U5-K25**

Copper Compression Clamps

Families CRC

ELLIPTICAL COMPRESSION

Copper Connectors	**Tools**		Section mm²		Die	
			Main	**Tap**	Code	Ref.
			6-2,5	6-2,5	**462080**	**U5-DC6**
			10	10-1,5	**462090**	**U5-DC10**
			16	16-1,5	**462100**	**U5-DC25**
			25-16	10-1,5		
			25	25-16		
			35	16-1,5	**462110**	**U5-DC35**
			35	35-25		
			50	25-10		
			70-50	25-1,5		
			50	25-4	**462120**	**U5-DC70**
			50	50-35		
			70-50	35-4		
			70-50	70-35		

Die Sector Chart

Copper and Aluminium Cable Lugs and Butt-Connectors

Copper and Aluminium Families

HEXAGONAL COMPRESSION

Copper Connectors	**Aluminium** Connectors	**Tools**		Sección mm²		Die	
				Copper	**Aluminium**	Code	Ref.
				10		**441101**	**U13-K07**
				16		**441110**	**U13-K08**
				25	16	**441120**	**U13-K10**
				35	25	**441130**	**U13-K11**
				50	35	**441150**	**U13-K13**
				70	50	**441170**	**U13-K14**
				95	70	**441180**	**U13-K17**
				120	95	**441190**	**U13-K18**
				150	120	**441200**	**U13-K20**
				185		**441210**	**U13-K22**
				240	150	**441220**	**U13-K25**
				300	185	**441230**	**U13-K28**
					240	**441250**	**U13-K32**
					300	**441260**	**U13-K34**
					300	**447159**	**MK34-230**
				400	400	**447160**	**MK38-230**
				500		**447165**	**MK42-230**
				630	500	**447170**	**MK44-230**

Copper Cable Lugs and Butt-Connectors and Pin Terminals

Copper Families

PUNCHING COMPRESSION

Copper Connectors	**Tools**		Sección mm²	Die			Punch	
				Code	Ref.		Code	Ref.
			10	**446100**	**U13-S10**		**446230**	**U13-PZ120**
			16	**446110**	**U13-S16**			
			25	**446120**	**U13-S25**			
			35	**446130**	**U13-S35**			
			50	**446140**	**U13-S50**			
			70	**446150**	**U13-S70**			
			95	**446160**	**U13-S95**			
			120	**446170**	**U13-S120**			
			150	**446180**	**U13-S150**		**446231**	**U13-PZ240**
			185	**446190**	**U13-S185**			
			240	**446200**	**U13-S240**			
			300	**446210**	**U13-S300**		**446240**	**U13-PZ300**

DIN STANDARD

Hexagonal crimping dies according to DIN 48083 for connectors according to DIN 46235

COPPER COMPRESSION

Tools	Cross Section mm²		Code No.	Code	Ref.	Cross Section mm²		Code No.	Code	Ref.
	10		6	**447100**	**MK6-C**	150		22	**447140**	**MK22-C**
	16		8	**447105**	**MK8-C**	185		25	**447145**	**MK25-C**
	25		10	**447110**	**MK10-C**	240		28	**447150**	**MK28-C**
	35		12	**447115**	**MK12-C**	300		32	**447155**	**MK32-C**
	50		14	**447120**	**MK14-C**	300		34	**447159**	**MK34-230**
	70		16	**447125**	**MK16-C**	400		38	**447160**	**MK38-230**
	95		18	**447130**	**MK18-C**	500		42	**447165**	**MK42-230**
	120		20	**447135**	**MK20-C**	630		44	**447170**	**MK44-230**

* 800 and 1000 mm² dies sections and heads under request.

Bimetallic Cable Lugs and Aluminium Low, Medium and Multi Voltage Joints

Bimetallic and Aluminium Families

DEEP PUNCHING COMPRESSION

Tools	Connectors	Section mm²		Adapter			Die			Punch	
				Code	Ref.		Code	Ref.		Code	Ref.
		25		**471110**	**AD13-150**		**456100**	**95MCB**		**456150**	**PPR95**
		35									
		50									
		70									
		95									
		120									
		150					**456110**	**150MCB**		**456160**	**PPR150**
		185		**471120**	**AD13-240**		**456120**	**240MCB**		**456170**	**PPR240**
		240									
		25		**471110**	**AD13-150**		**456130**	**95MC1S**		**456150**	**PPR95**
		35									
		50									
		70									
		95									
		120					**456140**	**150MC1S**		**456160**	**PPR150**
		150									
		185		**471120**	**AD13-240**		**456141**	**240MC1S**		**456170**	**PPR240**
		240									

Copper, Aluminium and Bimetallic Compression Clamps

Families CRC, CRA and CRS

◯ CIRCULAR COMPRESSION

Connectors	Tools		Crimpi	Main		Tap		Die	
				Max.	Min.	Max.	Min.	Code	Ref.
APPLICATIONS TO COPPER CLAMPS									
			CRC-3	25	10	6	4	**463100**	**U13-DC25**
			CRC-4	25	16	10	4	**463100**	**U13-DC25**
			CRC-5	25	16	25	16	**463100**	**U13-DC25**
			CRC-6	35	35	25	4	**463110**	**U13-DC35**
			CRC-7	35	35	35	16	**463110**	**U13-DC35**
			CRC-8	70	50	35	4	**463120**	**U13-DC70**
			CRC-9	70	50	70	35	**463120**	**U13-DC70**
			CRC-10	95	70	35	16	**463140**	**U13-DC95**
			CRC-11	95	70	70	35	**463140**	**U13-DC95**
			CRC-12	95	95	95	95	**463140**	**U13-DC95**
			CRC-13	120	120	120	25	**463170**	**U13-DC185**
			CRC-14	185	150	95	50	**463170**	**U13-DC185**
			CRC-15	150	150	150	70	**463170**	**U13-DC185**
			CRC-16	185	120	185	95	**463170**	**U13-DC185**
APPLICATIONS TO ALUMINIUM CLAMPS									
			CRA-1	35	25	35	25	**463110**	**U13-DC35**
			CRA-2	70	50	50	50	**463180**	**U13-DA70**
			CRA-3	120	95	35	10	**463190**	**U13-DA120**
			CRA-3A	120	95	120	95	**463190**	**U13-DA120**
			CRA-4	185	150	95	70	**463200**	**U13-DA185**
APPLICATIONS TO BIMETALLIC CLAMPS									
			CRS-0	35	10	35	10	**463180**	**U13-DA70**
			CRS-1	35	16	10	2,5	**463100**	**U13-DC25**
			CRS-2	70	35	10	2,5	**463110**	**U13-DC35**
			CRS-3	120	50	70	10	**463140**	**U13-DC95**
			CRS-8	120	95	120	70	**463190**	**U13-DA120**
			CRS-9	185	120	70	10	**463210**	**U13-DA300**
			CRS-10	240	120	150	70	**463210**	**U13-DA300**
			CRS-11	240	95	240	95	**463210**	**U13-DA300**
			CRS-12	300	240	70	10	**463210**	**U13-DA300**

sofamel

Order Number Index

Connection

Code	Ref.	Page
001100	T-185/4H	016
001110	T-240/4H	016
001120	T-300/4H	016
001130	T-400/4H	016
001140	T-500/4H	016
001150	T-630/4H	016
001160	T-800/4H	016
002530	TDT-50/12	016
002590	TDT-70/12	016
002650	TDT-95/12	016
002710	TDT-120/12	016
002760	TDT-150/12	016
002810	TDT-185/12	016
002860	TDT-240/16	016
002900	TDT-300/16	016
002940	TDT-400/16	016
002980	TDT-500/16	016
004130	MCD-6	017
004140	MCD-10	017
004150	MCD-16	017
004160	MCD-25	017
004170	MCD-35	017
004190	MCD-50	017
004200	MCD-70	017
004210	MCD-95	017
004220	MCD-120	017
004230	MCD-150	017
004240	MCD-185	017
004250	MCD-240	017
004260	MCD-300	017
004270	MCD-400	017
004280	MCD-500	017
004290	MCD-625	017
004300	MCD-800	017
004310	MCD-1000	017
005220	TCD-6/5	018
005230	TCD-6/6	018
005240	TCD-6/8	018
005260	TCD-10/5	018
005270	TCD-10/6	018
005280	TCD-10/8	018
005320	TCD-16/6	018
005330	TCD-16/8	018
005340	TCD-16/10	018
005350	TCD-16/12	018
005360	TCD-25/6	018
005370	TCD-25/8	018
005380	TCD-25/10	018
005390	TCD-25/12	018
005410	TCD-35/6	018
005420	TCD-35/8	018
005430	TCD-35/10	018
005440	TCD-35/12	018
005450	TCD-35/14	018
005510	TCD-50/8	018
005520	TCD-50/10	018
005530	TCD-50/12	018
005540	TCD-50/14	018
005550	TCD-50/16	018
005570	TCD-70/8	018
005580	TCD-70/10	018
005590	TCD-70/12	018
005600	TCD-70/14	018
005610	TCD-70/16	018
005630	TCD-95/8	018
005640	TCD-95/10	018
005650	TCD-95/12	018
005660	TCD-95/14	018
005670	TCD-95/16	018
005700	TCD-120/10	019
005710	TCD-120/12	019
005720	TCD-120/14	019
005730	TCD-120/16	019
005740	TCD-120/20	019
005750	TCD-150/10	019
005760	TCD-150/12	019
005770	TCD-150/14	019
005780	TCD-150/16	019
005790	TCD-150/20	019
005800	TCD-185/10	019
005810	TCD-185/12	019
005820	TCD-185/14	019
005830	TCD-185/16	019
005840	TCD-185/20	019
005860	TCD-240/12	019
005870	TCD-240/14	019
005880	TCD-240/16	019
005890	TCD-240/20	019
005910	TCD-300/14	019
005920	TCD-300/16	019
005930	TCD-300/20	019
005945	TCD-400/14	019
005950	TCD-400/16	019
005960	TCD-400/20	019
005980	TCD-500/16	019
005981	TCD-500/20	019
005988	TCD-625/16	019
005990	TCD-625/20	019
005994	TCD-800/16	019
005995	TCD-800/20	019
005998	TCD-1000/16	019
005999	TCD-1000/20	019
006270	TL-10/6	011
006280	TL-10/8	011
006320	TL-16/6	011
006330	TL-16/8	011
006370	TL-25/8	011
006380	TL-25/10	011
006420	TL-35/8	011
006430	TL-35/10	011
006520	TL-50/10	011
006530	TL-50/12	011
006580	TL-70/10	011
006590	TL-70/12	011
006650	TL-95/12	011
006660	TL-95/14	011
006670	TL-95/16	011
006710	TL-120/12	011
006720	TL-120/14	011
006730	TL-120/16	011
006760	TL-150/12	011
006770	TL-150/14	011
006780	TL-150/16	011
006810	TL-185/12	011
006820	TL-185/14	011
006830	TL-185/16	011
006860	TL-240/12	011
006870	TL-240/14	011
006880	TL-240/16	011
006920	TL-300/16	011
006950	TL-400/16	011
006980	TL-500/16	011
006985	TL-630/16	011
007270	T45-10/6	012
007280	T45-10/8	012
007320	T45-16/6	012
007330	T45-16/8	012
007370	T45-25/8	012
007380	T45-25/10	012
007420	T45-35/8	012
007430	T45-35/10	012
007520	T45-50/10	012
007530	T45-50/12	012
007580	T45-70/10	012
007590	T45-70/12	012
007660	T45-95/14	012
007670	T45-95/16	012
007720	T45-120/14	012
007730	T45-120/16	012
007770	T45-150/14	012
007780	T45-150/16	012
007830	T45-185/16	012
007880	T45-240/16	012
008270	T90-10/6	013
008280	T90-10/8	013
008320	T90-16/6	013
008330	T90-16/8	013
008370	T90-25/8	013
008380	T90-25/10	013
008420	T90-35/8	013
008430	T90-35/10	013
008520	T90-50/10	013
008530	T90-50/12	013
008580	T90-70/10	013
008590	T90-70/12	013
008660	T90-95/14	013
008670	T90-95/16	013
008720	T90-120/14	013
008730	T90-120/16	013
008770	T90-150/14	013
008780	T90-150/16	013
008830	T90-185/16	013
008880	T90-240/16	013
009120	TT-2,5/3*	020
009130	TT-2,5/4*	020
009140	TT-2,5/5*	020
009170	TT-4/4*	020
009180	TT-4/5*	020
009190	TT-4/6*	020
009220	TT-6/5*	020
009230	TT-6/6*	020
009240	TT-6/8*	020
009260	TT-10/5	020
009270	TT-10/6	020
009280	TT-10/8	020
009290	TT-10/10	020
009320	TT-16/6	020
009330	TT-16/8	020
009340	TT-16/10	020
009360	TT-25/6	020

Order Number Index

Code	Ref.	Page
009370	TT-25/8	020
009380	TT-25/10	020
009410	TT-35/6	020
009420	TT-35/8	020
009430	TT-35/10	020
009500	TT-50/6	020
009510	TT-50/8	020
009520	TT-50/10	020
009570	TT-70/8	020
009580	TT-70/10	020
009590	TT-70/12	020
009630	TT-95/8	021
009640	TT-95/10	021
009650	TT-95/12	021
009660	TT-95/14	021
009670	TT-95/16	021
009700	TT-120/10	021
009710	TT-120/12	021
009720	TT-120/14	021
009730	TT-120/16	021
009750	TT-150/10	021
009760	TT-150/12	021
009770	TT-150/14	021
009780	TT-150/16	021
009810	TT-185/12	021
009820	TT-185/14	021
009830	TT-185/16	021
009860	TT-240/12	021
009870	TT-240/14	021
009880	TT-240/16	021
009890	TT-240/20	021
009910	TT-300/14	021
009920	TT-300/16	021
009930	TT-300/20	021
009950	TT-400/16	021
009960	TT-400/20	021
010100	T-1,5/4	008
010110	T-1,5/5	008
010120	T-1,5/6	008
010130	T-2,5/4	008
010140	T-2,5/5	008
010150	T-2,5/6	008
010160	T-2,5/8	008
010170	T-4/4	008
010180	T-4/5	008
010190	T-4/6	008
010200	T-4/8	008
010210	T-6/4	008
010220	T-6/5	008
010230	T-6/6	008
010240	T-6/8	008
010260	T-10/5	008
010270	T-10/6	008
010280	T-10/8	008
010290	T-10/10	008
010310	T-16/5	008
010320	T-16/6	008
010330	T-16/8	008
010340	T-16/10	008
010350	T-16/12	008
010360	T-25/6	008
010370	T-25/8	008
010380	T-25/10	008
010390	T-25/12	008
010410	T-35/6	008
010420	T-35/8	008
010430	T-35/10	008
010440	T-35/12	008
010450	T-35/14	008
010500	T-50/6	008
010510	T-50/8	008
010520	T-50/10	008
010530	T-50/12	008
010540	T-50/14	008
010550	T-50/16	008
010570	T-70/8	009
010580	T-70/10	009
010590	T-70/12	009
010600	T-70/14	009
010610	T-70/16	009
010630	T-95/8	009
010640	T-95/10	009
010650	T-95/12	009
010660	T-95/14	009
010670	T-95/16	009
010690	T-120/8	009
010700	T-120/10	009
010710	T-120/12	009
010720	T-120/14	009
010730	T-120/16	009
010750	T-150/10	009
010760	T-150/12	009
010770	T-150/14	009
010780	T-150/16	009
010800	T-185/10	009
010810	T-185/12	009
010820	T-185/14	009
010830	T-185/16	009
010850	T-240/10	009
010860	T-240/12	009
010870	T-240/14	009
010880	T-240/16	009
010900	T-300/12	009
010910	T-300/14	009
010920	T-300/16	009
010940	T-400/12	009
010950	T-400/16	009
010960	T-400/20	009
010980	T-500/16	009
010985	T-500/20	009
010988	T-630/16	009
010990	T-630/20	009
015100	M-1,5	010
015110	M-2,5	010
015120	M-4	010
015130	M-6	010
015140	M-10	010
015150	M-16	010
015160	M-25	010
015170	M-35	010
015190	M-50	010
015200	M-70	010
015210	M-95	010
015220	M-120	010
015230	M-150	010
015240	M-185	010
015250	M-240	010
015260	M-300	010
015270	M-400	010
015280	M-500	010
015290	M-630	010
017160	RJU0-25	010
017170	RJU0-35	010
017180	RJU1-50	010
017190	RJU1-70	010
017200	RJU1-95	010
017210	RJU2-120	010
017220	RJU2-150	010
017230	RJU4-185	010
017240	RJU4-240	010
020100	TD-1,5/3	022
020110	TD-1,5/4	022
020120	TD-1,5/5	022
020130	TD-2,5/3	022
020140	TD-2,5/4	022
020150	TD-2,5/5	022
020160	TD-2,5/6	022
020170	TD-2,5/8	022
020180	TD-6/4	022
020190	TD-6/5	022
020200	TD-6/6	022
020210	TD-6/8	022
020220	TD-6/10	022
020230	TD-10/5	022
020240	TD-10/6	022
020250	TD-10/8	022
020260	TD-10/10	022
020270	TD-10/12	022
020280	TD-16/5	022
020290	TD-16/6	022
020300	TD-16/8	022
020310	TD-16/10	022
020320	TD-16/12	022
020330	TD-25/6	022
020340	TD-25/8	022
020350	TD-25/10	022
020360	TD-25/12	022
020370	TD-25/16	022
020380	TD-35/6	022
020390	TD-35/8	022
020400	TD-35/10	022
020410	TD-35/12	022
020420	TD-35/16	022
020430	TD-50/6	023
020440	TD-50/8	023
020450	TD-50/10	023
020460	TD-50/12	023
020470	TD-50/16	023
020480	TD-70/6	023
020490	TD-70/8	023
020500	TD-70/10	023
020510	TD-70/12	023
020520	TD-70/16	023
020530	TD-95/8	023
020540	TD-95/10	023
020550	TD-95/12	023
020560	TD-95/16	023
020570	TD-120/8	023
020580	TD-120/10	023
020590	TD-120/12	023
020600	TD-120/16	023
020610	TD-150/10	023

Order Number Index

Code	Ref.	Page	Code	Ref.	Page	Code	Ref.	Page
020620	TD-150/12	023	095110	RJ1A-35	030	101113	TTG-95/8*	032
020630	TD-150/16	023	095120	RJ1A-50*	030	101114	TTG-95/10*	032
020640	TD-185/10	023	095130	RJ1A-70	030	101115	TTG-95/12*	032
020650	TD-185/12	023	095140	RJ1A-95*	030	101119	TTG-400/12*	032
020660	TD-185/16	023	095150	RJ2A-120	030	101120	TTG-400/16*	032
020670	TD-240/10	023	095160	RJ2A-150*	030	101135	TTG-150/10	032
020680	TD-240/12	023	095170	RJ4A-185	030	101136	TTG-150/12	032
020690	TD-240/16	023	095180	RJ4A-240*	030	101200	MTG-95/240	031
025130	CP-10	014	095190	RJ5A-300	030	101210	MBPT-95/50	031
025140	CP-16	014	095200	RJ5A-400*	030	101400	TTGA-50/8*	033
025150	CP-25	014	100099	RJ1A-50/16	028	101405	TTGA-50/10*	033
025160	CP-35	014	100100	RJ1A-50/25	028	101410	TTGA-50/12*	033
025170	CP-50	014	100105	RJ1A-50/35	028	101415	TTGA-95/8*	033
025180	CPP-10	015	100113	RJ1A-70/25	028	101420	TTGA-95/10*	033
025190	CPP-16	015	100114	RJ1A-70/35	028	101425	TTGA-95/12*	033
025200	CPP-25	015	100115	RJ1A-70/50	028	101438	TTGA-150/10	033
025210	CPP-35	015	100137	RJ1A-95/16	028	101439	TTGA-150/12	033
025220	CPP-50	015	100138	RJ1A-95/25	028	101450	TTGA-240/10*	033
025230	CPP-70	015	100139	RJ1A-95/35	028	101455	TTGA-240/12*	033
025240	CPP-95	015	100140	RJ1A-95/50	028	110100	TBF-16	034
032124	TPE-50/6	014	100143	RJ1A-95/70	028	110110	TBF-25	034
032125	TPE-50/8	014	100145	RJ2A-120/70	028	110112	RJ1A-70/16	028
032126	TPE-50/10	014	100146	RJ2A-120/95	028	110120	TBF-35	034
032130	TPE-70/6	014	100147	RJ2A-150/16	028	110130	TBF-50	034
032131	TPE-70/8	014	100148	RJ2A-150/25	028	110140	TBF-70	034
032132	TPE-70/10	014	100149	RJ2A-150/35	028	110150	TBF-95	034
032140	TPE-95/8	014	100150	RJ2A-150/50	028	110160	TBF-120	034
032145	TPE-95/10	014	100158	RJ2A-150/70	028	110170	TBF-150	034
032149	TPE-120/8	014	100160	RJ2A-150/95	028	110180	TBF-185	034
032150	TPE-120/10	014	100161	RJ2A-150/120	028	110190	TBF-240	034
032160	TPE-150/10	014	100163	RJ4A-240/25	029	110200	TBF-300	034
032161	TPE-150/12	014	100164	RJ4A-240/35	029	110210	TBF-400	034
032170	TPE-185/10	014	100165	RJ4A-240/50	029	111090	TDC/S-16	035
032171	TPE-185/12	014	100168	RJ4A-240/70	029	111100	TDC/S-25	035
032180	TPE-240/10	014	100170	RJ4A-240/95	029	111110	TDC/S-35	035
032181	TPE-240/12	014	100175	RJ4A-240/120	029	111120	TDC/S-50*	035
080100	MAL-25	026	100180	RJ4A-240/150	029	111130	TDC/S-70	035
080110	MAL-35	026	100181	RJ4A-240/185	029	111140	TDC/S-95*	035
080120	MAL-50	026	100182	RJ5A-300/16	029	111150	TDC/S-120	035
080130	MAL-70	026	100183	RJ5A-300/25	029	111160	TDC/S-150*	035
080140	MAL-95	026	100184	RJ5A-300/35	029	111170	TDC/S-185	035
080150	MAL-120	026	100185	RJ5A-300/50	029	111180	TDC/S-240*	035
080160	MAL-150	026	100186	RJ5A-300/70	029	111185	TDC/S-300	035
080170	MAL-185	026	100187	RJ5A-300/95	029	111190	TDC/S-400*	035
080180	MAL-240	026	100188	RJ5A-300/120	029	111200	TDC/A-30	034
080190	MAL-300	026	100189	RJ5A-300/150	029	111205	TDC/A-54,6	034
085100	BT-25	027	100190	RJ5A-300/185	029	111210	TDC/A-56	034
085110	BT-35	027	100191	RJ5A-300/240	029	111220	TDC/A-78	034
085120	BT-50	027	100193	RJ5A-400/16	029	111225	TDC/A-80	034
085130	BT-70	027	100194	RJ5A-400/25	029	111230	TDC/A-110	034
085140	BT-95	027	100195	RJ5A-400/35	029	111240	TDC/A-180	034
085150	BT-120	027	100196	RJ5A-400/50	029	115090	TBE-16	024
085160	BT-150	027	100197	RJ5A-400/70	029	115100	TBE-25	024
085170	BT-185	027	100198	RJ5A-400/95	029	115110	TBE-35	024
085180	BT-240	027	100199	RJ5A-400/120	029	115120	TBE-50	024
085190	BT-300	027	100200	RJ5A-400/150	029	115130	TBE-70	024
085200	BT-400	027	100205	RJ5A-400/185	029	115140	TBE-95	024
090100	RBT-50/25	027	100210	RJ5A-400/240	029	115150	TBE-120	024
090110	RBT-95/50	027	100215	RJ5A-400/300	029	115160	TBE-150	024
090120	RBT-150/50	027	101099	TTG-240/10*	032	115170	TBE-185	024
090130	RBT-150/95	027	101100	TTG-240/12*	032	115180	TBE-240	024
090140	RBT-240/95	027	101105	TTG-50/8*	032	115190	TBE-300	024
090150	RBT-240/150	027	101106	TTG-50/10*	032	120090	TBES-16	024
095100	RJ1A-25	030	101107	TTG-50/12*	032	120100	TBES-25	024

Order Number Index

Code	Ref.	Page	Code	Ref.	Page	Code	Ref.	Page
120110	TBES-35	024	135121	RJ2AU-150/120	036	145160	CRC-7	039
120120	TBES-50	024	135124	RJ2AU-150/70	036	145170	CRC-8	039
120130	TBES-70	024	135130	RJ2AU-150/95	036	145180	CRC-9	039
120140	TBES-95	024	135132	RJ4AU-240/25	037	145190	CRC-10	039
120150	TBES-120	024	135133	RJ4AU-240/35	037	145200	CRC-11	039
120160	TBES-150	024	135134	RJ4AU-240/50	037	145210	CRC-12	039
120170	TBES-185	024	135135	RJ4AU-240/70	037	145220	CRC-13	039
120180	TBES-240	024	135137	RJ4AU-240/95	037	145230	CRC-14	039
120190	TBES-300	024	135138	RJ4AU-240/120	037	145240	CRC-15	039
125100	TBEM/S-25	025	135140	RJ4AU-240/150	037	145250	CRC-16	039
125110	TBEM/S-35	025	135144	RJ4AU-240/185	037	151090	CRS-0	040
125120	TBEM/S-50	025	135154	RJ4AU-185/120	036	151100	CRS-1	040
125130	TBEM/S-70	025	135155	RJ1AU-70/16	036	151120	CRS-3	040
125140	TBEM/S-95	025	135156	RJ1AU-70/25	036	151170	CRS-8	040
125150	TBEM/S-120	025	135157	RJ1AU-70/35	036	151180	CRS-9	040
125160	TBEM/S-150	025	135158	RJ1AU-95/16	036	151190	CRS-10	040
125180	TBEM/S-240	025	135159	RJ2AU-120/16	036	151200	CRS-11	040
125190	TBEM/A-30	025	135160	RJ2AU-120/25	036	151210	CRS-12	040
125200	TBEM/A-56	025	135161	RJ2AU-120/35	036	155001	LBE-2-ID	041
125210	TBEM/A-78	025	135162	RJ4AU-185/16	036	155002	LBE-3-ID	041
125220	TBEM/A-100	025	135163	RJ4AU-185/25	036	155003	LBE-4-ID	041
125230	TBEM/A-110	025	135164	RJ4AU-185/35	036	155100	LB-1	040
125235	TBEM/A-125	025	135165	RJ4AU-185/50	036	155110	LB-2	040
125240	TBEM/A-145	025	135166	RJ4AU-185/70	036	155120	LB-3	040
125250	TBEM/A-180	025	135167	RJ4AU-185/95	036	155130	LB-4	040
130097	MBI-50/16	038	135168	RJ4AU-185/150	036	155140	LB-5	040
130100	MBI-50/25	038	135169	RJ4AU-240/16	037	155150	LB-6	040
130101	MBI-50/35	038	135170	RJ5AU-300/16	037	155160	LB-7	040
130107	MBI-95/16	038	135171	RJ5AU-300/25	037	156100	TPA-95	041
130108	MBI-95/25	038	135172	RJ5AU-300/35	037	156110	TPA/D-95	041
130109	MBI-95/35	038	135173	RJ5AU-300/50	037	155200	PGC/A2-5	042
130110	MBI-95/50	038	135174	RJ5AU-300/70	037	155201	PGC/BA3-10	042
130111	MBI-95/70	038	135175	RJ5AU-300/95	037	155202	PGC/B2-5	042
130117	MBI-150/16	038	135176	RJ5AU-300/120	037	155203	PGC/B3-10	042
130118	MBI-150/25	038	135177	RJ5AU-300/150	037	160100	APB-25/25	043
130119	MBI-150/35	038	135178	RJ5AU-300/185	037	160110	APB-35/35	043
130120	MBI-150/50	038	135179	RJ5AU-300/240	037	160120	APB-50/50	043
130125	MBI-150/70	038	135180	RJ5AU-400/16	037	160130	APB-70/70	043
130130	MBI-150/95	038	135181	RJ5AU-400/25	037	160140	APB-120/120	043
130132	MBI-150/120	038	135182	RJ5AU-400/35	037	165010	APC-6/6	043
130133	MBI-240/25	038	135183	RJ5AU-400/50	037	165020	APC-10/6	043
130134	MBI-240/35	038	135184	RJ5AU-400/70	037	165030	APC-16/16	043
130135	MBI-240/50	038	135185	RJ5AU-400/95	037	165040	APC-25/25	043
130136	MBI-240/70	038	135186	RJ5AU-400/120	037	165090	APC-35/35	043
130137	MBI-240/95	038	135187	RJ5AU-400/150	037	165100	APC-50/50	043
130138	MBI-240/120	038	135188	RJ5AU-400/185	037	165110	APC-70/70	043
130140	MBI-240/150	038	135189	RJ5AU-400/240	037	165115	APC-95/95	043
130141	MBI-240/185	038	135190	RJ5AU-400/300	037	165120	APC-120/120	043
130142	MBI-240/16	038	136100	ABT/CE-95	068	165130	APC-185/185	043
135090	RJ1AU-50/16	036	136120	ABT/CT-95	068	165140	APC-240/240	043
135100	RJ1AU-50/25	036	136130	ABT/CT-150	068	170100	GTR-50/150	046
135101	RJ1AU-50/35	036	136140	ABT/CT-95/95	068	175100	TRP-1-25/150	046
135105	RJ1AU-70/50	036	136145	ABT/CT-150/95	068	175110	TRP-2-25/150	046
135109	RJ1AU-95/25	036	136150	ABT/CT-185/185	068	175120	TRP-2-25/150-R	046
135110	RJ1AU-95/50	036	137120	PA-25	068	180100	TR-10/50	047
135111	RJ1AU-95/70	036	140100	CRA-1	039	180110	TR-25/120	047
135113	RJ1AU-95/35	036	140110	CRA-2	039	180120	TR-70/150	047
135114	RJ2AU-120/50	036	140120	CRA-3	039	180130	TR-150/240	047
135115	RJ2AU-120/70	036	140122	CRA-3A	039	180140	TR-240/400	047
135116	RJ2AU-120/95	036	140130	CRA-4	039	185100	TRE-10/50	047
135117	RJ2AU-150/16	036	145120	CRC-3	039	185110	TRE-25/120	047
135118	RJ2AU-150/25	036	145130	CRC-4	039	190100	TRM-10/50	048
135119	RJ2AU-150/35	036	145140	CRC-5	039	190110	TRM-25/120	048
135120	RJ2AU-150/50	036	145150	CRC-6	039	190120	TRM-70/150	048

Order Number Index

Code	Ref.	Page	Code	Ref.	Page	Code	Ref.	Page
195100	TRT-10/50	048	255170	APF/D-10,00 D	054	270170	AT-2,5/4	057
195110	TRT-25/120	048	255180	APF/D-16,00 D	054	270180	AT-2,5/5	057
195120	TRT-70/150	048	256100	APF/D-0,50 W	054	270190	AT-2,5/6	057
200100	TRF-25/50	050	256110	APF/D-0,75 W	054	270200	AT-2,5/8	057
200110	TRF-50/80	050	256120	APF/D-1,00 W	054	270210	AT-2,5/10	057
200120	TRF-80/150	050	256130	APF/D-1,50 W	054	270220	AT-6/4	057
200130	TRF-150/240	050	256160	APF/D-6,00 W	054	270230	AT-6/5	057
200140	TRF/D-25/50	050	256170	APF/D-10,00 W	054	270240	AT-6/6	057
200150	TRF/D-50/80	050	256180	APF/D-16,00 W	054	270250	AT-6/8	057
200160	TRF/D-80/150	050	258110	APF/D-0,75	054	270260	AT-6/10	057
200170	TRF/D-150/240	050	258140	APF/D-2,50	054	275100	AU-1,5/3	057
220100	BEB-63	050	258150	APF/D-4,00	054	275110	AU-1,5/4	057
220110	BEB-95	050	258160	APF/D-6,00	054	275120	AU-1,5/5	057
220120	BEB-150	050	258170	APF/D-10,00	054	275130	AU-1,5/6	057
220130	BEB-240	050	258180	APF/D-16,00	054	275140	AU-1,5/8	057
231100	ADRI-6	049	260100	APF/L-0,50	052	275160	AU-2,5/3	057
231110	ADRI-10	049	260110	APF/L-0,75	052	275170	AU-2,5/4	057
231120	ADRI-16	049	260120	APF/L-1,00	052	275180	AU-2,5/5	057
231130	ADRI-25	049	260130	APF/L-1,50	052	275190	AU-2,5/6	057
231140	ADRI-35	049	260140	APF/L-2,50	052	275200	AU-2,5/8	057
233130	BUS-10/16	049	260150	APF/L-4,00	052	275220	AU-6/4	057
233150	BUS-25/35	049	260160	APF/L-6,00	052	275230	AU-6/5	057
233160	BUS-50	049	260170	APF/L-10,00	052	275240	AU-6/6	057
233170	BUS-70	049	260180	APF/L-16,00	052	275250	AU-6/8	057
233180	BUS-95	049	260190	APF/L-25,00	052	280100	AFH-1,5/2,8	059
233190	BUS-120	049	260200	APF/L-35,00	052	280120	AFH-1,5/4,8	059
233200	BUS-150	049	260200	APF/L-35,00	052	280130	AFH-1,5/6,3	059
240100	PTR	046	260210	APF/L-50,00	052	280140	AFH-2,5/4,8	059
245100	APF-0,50	052	261100	APF/L-0,50 W	052	280150	AFH-2,5/6,3	059
245110	APF-0,75	052	261110	APF/L-0,75 W	052	280160	AFH-6/6,3	059
245120	APF-1,00	052	261120	APF/L-1,00 W	052	280170	AFH-6/9,5	059
245130	APF-1,50	052	261130	APF/L-1,50 W	052	285100	AP-1,5	058
245140	APF-2,50	052	261140	APF/L-2,50 W	052	285110	AP-2,5	058
245150	APF-4,00	052	261150	APF/L-4,00 W	052	285120	AP-6	058
245160	APF-6,00	052	261160	APF/L-6,00 W	052	285130	APL-1,5	058
245170	APF-10,00	052	261170	APF/L-10,00 W	052	285140	APL-2,5	058
245180	APF-16,00	052	261180	APF/L-16,00 W	052	290100	APP-1,5	058
245190	APF-25,00	052	261190	APF/L-25,00 W	052	290110	APP-2,5	058
245200	APF-35,00	052	261200	APF/L-35,00 W	052	290120	APP-6	058
245210	APF-50,00	052	261210	APF/L-50,00 W	052	290130	APPL-1,5	058
246100	APF-0,50 W	052	262110	APF/L-0,75 D	052	290140	APPL-2,5	058
246110	APF-0,75 W	052	262160	APF/L-6,00 D	052	290150	APPL-6	058
246120	APF-1,00 W	052	262170	APF/L-10,00 D	052	295100	AFM-1,5	059
246130	APF-1,50 W	052	262180	APF/L-16,00 D	052	295110	AFM-2,5	059
246140	APF-2,50 W	052	262190	APF/L-25,00 D	052	295120	AFM-6,0	059
246150	APF-4,00 W	052	265100	PF-0,50/6	056	300100	AML-1,5	058
246160	APF-6,00 W	052	265110	PF-0,75/6	056	300110	AML-2,5	058
246170	APF-10,00 W	052	265120	PF-1,00/10	056	300120	AML-6	058
246180	APF-16,00 W	052	265140	PF-1,50/10	056	305100	AFH/A-1,5	059
246190	APF-25,00 W	052	265160	PF-2,50/10	056	305110	AFH/A-2,5	059
246200	APF-35,00 W	052	265190	PF-4,00/12	056	305120	AFH/A-6	059
246210	APF-50,00 W	052	265200	PF-6,00/12	056	305130	AFH/M-1,5	060
250110	APF-0,75 D	052	265220	PF-10,00/18	056	305140	AFH/M-2,5	060
250160	APF-6,00 D	052	265240	PF-16,00/18	056	305150	ACM-1,5	060
250170	APF-10,00 D	052	265255	PF-25,00/22	056	305160	ACM-2,5	060
250180	APF-16,00 D	052	265258	PF-35,00/25	056	305170	ACH-1,5	060
250190	APF-25,00 D	052	265265	PF-50,00/25	056	305180	ACH-2,5	060
255100	APF/D-0,50 D	054	270100	AT-1,5/3	057	315350	SKL-4	051
255110	APF/D-0,75 D	054	270110	AT-1,5/4	057	315360	SKL-6	051
255120	APF/D-1,00 D	054	270120	AT-1,5/5	057	315370	SKL-10	051
255130	APF/D-1,50 D	054	270130	AT-1,5/6	057	315380	SKL-16	051
255140	APF/D-2,50 D	054	270140	AT-1,5/8	057	315390	SKL-25	051
255150	APF/D-4,00 D	054	270150	AT-1,5/10	057	315400	SKL-35	051
255160	APF/D-6,00 D	054	270160	AT-2,5/3	057	315410	SKL-4N	051

Order Number Index

Code	Ref.	Page	Code	Ref.	Page	Code	Ref.	Page
315420	SKL-6N	051	362110	GDPA-40R	069	376130	TPF-2,4/1,2 M	065
315430	SKL-10N	051	362120	GGA-18R	069	376140	TPF-3,2/1,6 N	065
315440	SKL-16N	051	362130	GGA-24R	069	376150	TPF-3,2/1,6 A	065
315450	SKL-25N	051	362140	GDPL-32R	069	376160	TPF-3,2/1,6 G	065
315460	SKL-35N	051	362150	GDPL-40R	069	376170	TPF-3,2/1,6 M	065
335100	BRB-80.24	061	362160	GGL-18R	069	376180	TPF-4,8/2,4 N	065
335110	BRB-100.25	061	362170	GGL-24R	069	376190	TPF-4,8/2,4 A	065
335120	BRB-140.25	061	362180	GGL-30R	069	376200	TPF-4,8/2,4 G	065
335130	BRB-160.25	061	362190	ORL-18R	069	376210	TPF-4,8/2,4 M	065
335140	BRB-200.25	061	362200	ORL-20R	069	376220	TPF-6,4/3,2 N	065
335150	BRB-150.36	061	362210	ORL-24R	069	376230	TPF-6,4/3,2 A	065
335160	BRB-200.36	061	362220	ORL-28R	069	376240	TPF-6,4/3,2 G	065
335170	BRB-250.36	061	366100	ARC-1	070	376250	TPF-6,4/3,2 M	065
335180	BRB-300.36	061	366110	ARC-2	070	376260	TPF-9,5/4,8 N	065
335190	BRB-370.36	061	366120	ARC-3	070	376270	TPF-9,5/4,8 A	065
335200	BRB-190.48	061	366130	ARC-25	070	376280	TPF-9,5/4,8 G	065
335210	BRB-250.48	061	366140	ARC-225	070	376290	TPF-9,5/4,8 M	065
335220	BRB-280.48	061	366150	ARC-2250	070	376300	TPF-12,7/6,4 N	065
335230	BRB-370.48	061	366160	ARC-35	070	376310	TPF-12,7/6,4 A	065
335240	BRB-390.48	061	366170	ARC-335	070	376320	TPF-12,7/6,4 G	065
335250	BRB-200.76	061	366180	ARC-3350	070	376330	TPF-12,7/6,4 M	065
335260	BRB-250.76	061	367100	BIP-120 CF	070	376340	TPF-19,1/9,5 N	065
335270	BRB-300.76	061	367110	BIP-180 CF	070	376350	TPF-19,1/9,5 A	065
335280	BRB-380.76	061	367120	BIP-120 CV	070	376360	TPF-19/9,5 G	065
335290	BRN-80.24	061	367130	BIP-180 CV	070	376370	TPF-19/9,5 M	065
335300	BRN-100.25	061	368100	MULTI-50	071	376380	TPF-25,4/12,7 N	065
335310	BRN-140.25	061	368110	MULTI-100	071	377100	TPMA-12/3	066
335320	BRN-160.25	061	368120	MULTI-150	071	377110	TPMA-22/6	066
335330	BRN-200.25	061	368130	MULTI-200	071	377120	TPMA-34/7	066
335340	BRN-150.36	061	368140	MULTI-300	071	377130	TPMA-40/12	066
335350	BRN-200.36	061	368150	MULTI-400	071	377140	TPMA-55/16	066
335360	BRN-250.36	061	369100	ES-7	071	377150	TPMA-75/22	066
335370	BRN-300.36	061	369110	ES-9	071	377160	TPMA-95/25	066
335380	BRN-370.36	061	369120	ES-10	071	377170	TPMA-115/34	066
335390	BRN-190.48	061	369130	ES-11	071	377180	TPMA-140/42	066
335400	BRN-250.48	061	369140	ES-12	071	378100	MRA-4312/250	066
335410	BRN-280.48	061	369150	ES-13	071	378110	MRA-7218/250	066
335420	BRN-370.48	061	369160	ES-14	071	378120	MRA-7218/300	066
335430	BRN-390.48	061	369170	ES-17	071	378200	MRA-7218/500-E	066
335440	BRN-200.76	061	369180	ES-20	071	406100	OPL	064
335450	BRN-250.76	061	369190	ES-25	071	406110	OPC	064
335460	BRN-300.76	061	369200	ES-30	071	10016100	RJ2A-120/16	028
335470	BRN-380.76	061	369210	ES-36	071	10016101	RJ2A-120/25	028
340100	SAP-101	062	369220	ES-40	071	10016102	RJ2A-120/35	028
340110	SAP-101-N	062	369230	ES-52	071	10016103	RJ2A-120/50	028
340120	SAP-102	062	370100	CCS-6/35	070	10016200	RJ4A-185/16	028
340130	SAP-102-N	062	370110	CCS-25/185	070	10016201	RJ4A-185/25	028
340140	SAP-103	062	371100	F-104	064	10016202	RJ4A-185/35	028
340150	SAP-103-N	062	371110	F-107	064	10016203	RJ4A-185/50	028
345100	ST-0	062	371120	F-204	064	10016204	RJ4A-185/70	028
345110	ST-0-N	062	371130	F-207	064	10016205	RJ4A-185/95	028
345120	ST-1	062	371140	A-100	064	10016206	RJ4A-185/120	028
345130	ST-1-N	062	371150	A-200	064	10016207	RJ4A-185/150	028
345140	ST-2	062	371160	AM-25	064	10016208	RJ4A-240/16	029
345150	ST-2-N	062	371170	AM-40	064	111118 K	TDC/S-50/8 K	035
350100	PST-0	063	371180	AM-60	064	111119 K	TDC/S-50/10 K	035
350110	PST-1	063	372100	ETC-50	067	111120 K	TDC/S-50/12 K	035
355100	EC-8	063	372110	ETC-95	067	111139 K	TDC/S-95/10 K	035
355110	CD-8	063	372120	ETC-150	067	111140 K	TDC/S-95/12 K	035
355120	CD-10	063	372130	ETC-240	067	111159 K	TDC/S-150/10 K	035
355130	CD-12	063	372150	ETT-95/240	067	111160 K	TDC/S-150/12 K	035
355140	CD-14	063	376100	TPF-2,4/1,2 N	065	111180 K	TDC/S-240/12 K	035
355150	CD-16	063	376110	TPF-2,4/1,2 A	065	T101415	Earthing rod	044
362100	GDPA-32R	069	376120	TPF-2,4/1,2 G	065	T101420	Earthing rod	044

Order Number Index

Code	Ref.	Page
T101820	Earthing rod	044
T301420	Earthing rod	044
TGT142	Earthing rod clamp	045
TGT142 RF	Earthing rod clamp	045
TGT142C	Closed earthing rod	045

Tools

Code	Ref.	Page
380105	SF-13	076
380120	SF-21	077
380122	SF-24	078
380123	SF-25	078
380130	SF-30	077
380140	SF-31	077
380150	SF-20	078
380180	SF-50	076
385100	SF-2N	081
385120	SF-36	079
385140	SF-7	081
385150	SF-40	079
385160	SF-12	081
385170	SF-8	084
385180	SF-41	084
385185	SF-23	084
385190	SF-17	082
385200	SF-37	082
385210	SF-18	083
385220	SF-51	080
385230	SF-52	080
385240	SF-53	083
390100	SF-6	086
390110	SF-9	085
390120	SF-10	087
390125	SF-42	085
390140	SF-35	087
390150	SF-54	085
390160	SF-56	086
390170	SF-57	088
395110	SF-16	088
395100	SF-5	089
395120	SF-58	089
400100	SF-22	090
400110	SF-38	090
405100	SF-39	090
411100	AP60-1	097
411102	AP130-H	099
411106	AP130-C	098
411110	HPS-130-C3	092
411120	HPS-130-H3	093
411130	HPS-50	091
411140	HS25	094
411145	HSI45	095
411150	HSI85	096
411155	STILO-S	100
411160	AS45	101
411165	AS85	102
416100	FPI-70S	107
416101	FPI-70S-EC	107
416105	CP700EC	108
421100	PP-130-C	104
421110	PP-130-H	105
421120	PP-230	106
421190	PP-60-1	103
437101	U5-K07	110
437110	U5-K08	110
437130	U5-K10	110
437150	U5-K11	110
437160	U5-K13	110
437170	U5-K14	110
437180	U5-K17	110
437190	U5-K18	110
437200	U5-K20	110
437210	U5-K22	110
437220	U5-K25	110
441101	U13-K07	111
441110	U13-K08	111
441120	U13-K10	111
441130	U13-K11	111
441150	U13-K13	111
441170	U13-K14	111
441180	U13-K17	111
441190	U13-K18	111
441200	U13-K20	111
441210	U13-K22	111
441220	U13-K25	111
441230	U13-K28	111
441250	U13-K34	111
441260	U13-K34	111
446100	U13-S10	111
446110	U13-S16	111
446120	U13-S25	111
446130	U13-S35	111
446140	U13-S50	111
446150	U13-S70	111
446160	U13-S95	111
446170	U13-S120	111
446180	U13-S150	111
446190	U13-S185	111
446200	U13-S240	111
446210	U13-S300	111
446230	U13-PZ120	111
446231	U13-PZ240	111
446240	U13-PZ300	111
447100	MK6-C	112
447105	MK8-C	112
447110	MK10-C	112
447115	MK12-C	112
447120	MK14-C	112
447125	MK16-C	112
447130	MK18-C	112
447135	MK20-C	112
447140	MK22-C	112
447145	MK25-C	112
447150	MK28-C	112
447155	MK32-C	112
447159	MK34-230	111
447160	MK38-230	111
447165	MK42-230	111
447170	MK44-230	111
456100	95MCB	112
456110	150MCB	112
456120	240MCB	112
456130	95MC1S	112
456140	150MC1S	112
456141	240MC1S	112
456150	PPR95	112
456160	PPR150	112
456170	PPR240	112
456150	PPR95	112
456160	PPR150	112
456170	PPR240	112
456150	PPR95	112
456160	PPR150	112
456170	PPR240	112
462080	U5-DC6	110
462090	U5-DC10	110
462100	U5-DC25	110
462110	U5-DC35	110
462120	U5-DC70	110
463090	U13-DC10	113
463100	U13-DC25	113
463110	U13-DC35	113
463120	U13-DC70	113
463140	U13-DC95	113
463170	U13-DC185	113
463180	U13-DA70	113
463190	U13-DA120	113
463200	U13-DA185	113
463210	U13-DA300	113
471100	AD13-C	109
471110	AD13-150	109
471120	AD13-240	109
471130	AD230-130	109

sofamel